

### Fall Enrollment 2022-23

Institution: University of Akron Main Campus (200800)

User ID: 39C0021

#### Overview

##### Fall Enrollment Overview

The Fall Enrollment component collects student enrollment counts by level of student, enrollment status, gender and race/ethnicity. In addition, first-time students' fall-to-fall retention rates and the student-to-faculty ratio are collected. Enrollment by age is required in odd-numbered years, and enrollment by residence of first-time undergraduates is required in even-numbered years.

Institutions operating on a traditional academic year calendar (semester, trimester, quarter, or 4-1-4) report Fall enrollment as of the institution's official fall reporting date or October 15. Institutions operating on a calendar that differs by program or that enrolls students on a continuous basis (referred to as program reporters) report Fall enrollment as students enrolled any time during the period August 1 and October 31.

##### Data reporting reminders:

- Report data to accurately reflect the time period corresponding with the IPEDS survey component, even if such reporting is seemingly inconsistent with prior year reporting.
- Part B, Enrollment of students by age, is optional this year.
- Part C, Residence of first-time degree/certificate-seeking undergraduates, is required this year.
- For reporting students studying in consortium agreements, please refer to the Resource page at <https://nces.ed.gov/ipeds/report-your-data/data-tip-sheet-reporting-data-consortium-institutions>.

##### Changes in reporting:

The following changes were implemented for the 2022-23 data collection period:

- The "Nonresident alien" terminology has been changed to "U.S. Nonresident" but should include the same category of students.
- A question about gender has been added after Part A – Fall Enrollment Summary to collect information about students for whom gender does not fit the binary gender (Men/Women) categories provided. **Institutions should still allocate those students to the Men/Women categories in other screens of the survey component at this time.** New FAQs have been added to help institutions with this reporting.
- References to summer term were changed to summer session.
- FAQ #8 on consistent reporting of EF, E12, and OM has been updated for clarification.

##### Resources:

- To download the survey materials for this component: [Survey Materials](#)
- To access your prior year data submission for this component: [Reported Data](#)

If you have questions about completing this survey, please contact the **IPEDS Help Desk at 1-877-225-2568**.

Institution: University of Akron Main Campus (200800)

### Part Selection

Completion of Part B (Enrollment of Students by Age) is optional this year.

**Do you wish to complete Part B this year?**

If you select 'Yes', you will be expected to complete the Part B screens.

If you select 'No', you will skip Part B.

- No, I will not complete Part B
- Yes, I will complete Part B

Institution: University of Akron Main Campus (200800)

Fall Enrollment - CIP CODE Selection


Indicate which of the following fields of study are offered by your institution. In addition to reporting total undergraduate and graduate fall enrollments every year, in even-numbered years you are to report the subset of enrollments that fall within each of the CIP codes listed below.

Fields for which enrollment was reported for Fall 2020 have already been checked; please make sure all listed fields that are offered by your institution are checked.

Note: CIP codes listed below may not reflect all fields of study offered by your institution, therefore the subset of enrollments by CIP codes selected may not sum to your institution's total fall enrollment.

UNDERGRADUATE AND GRADUATE FIELDS	
<input checked="" type="checkbox"/>	13.0000 -- Education
<input checked="" type="checkbox"/>	14.0000 -- Engineering
<input checked="" type="checkbox"/>	26.0000 -- Biological and Biomedical Sciences
<input checked="" type="checkbox"/>	27.0000 -- Mathematics
<input checked="" type="checkbox"/>	40.0000 -- Physical Sciences
<input checked="" type="checkbox"/>	52.0000 -- Business, Management, Marketing, and Related Support Services
GRADUATE-ONLY FIELDS	
<input checked="" type="checkbox"/>	22.0101 -- Law (LL.B., J.D.)
<input type="checkbox"/>	51.0401 -- Dentistry (D.D.S., D.M.D.)
<input type="checkbox"/>	 51.1201 -- Medicine (M.D.)
<input type="checkbox"/>	None of the above

Yes, I confirm that I reviewed the fields of study are offered by my institution above.

 You may use the box below to provide additional context for the data you have reported above. Context notes will be posted on the College Navigator website. Therefore, you should write all context notes using proper grammar (e.g., complete sentences with punctuation) and common language that can be easily understood by students and parents (e.g., spell out acronyms).

Institution: University of Akron Main Campus (200800)

User ID: 39C0021

Part A - Fall Enrollment for Full-Time Undergraduate Students

Enrollment as of the institution's **official fall reporting date** or as of **October 15, 2022**

Full-time Undergraduate Students

Reporting Reminders:

- Report Hispanic/Latino individuals of any race as Hispanic/Latino
- Report race for non-Hispanic/Latino individuals only
- Even though Teacher Preparation certificate programs may require a bachelor's degree for admission, they are considered subbaccalaureate undergraduate programs, and students in these programs are undergraduate students.

**Men**

Enrolled for <u>credit</u>	Degree/certificate-seeking			Total degree/certificate-seeking	Non-degree/ non-certificate-seeking	Total, Full-time undergraduate students
	First-time	Non-first-time				
		Transfer-in	Continuing/ Returning			
U.S. Nonresident	16	2	66	84	1	85
Hispanic/Latino	53	9	97	159	1	160
American Indian or Alaska Native	2	0	5	7	0	7
Asian	41	4	124	169	0	169
Black or African American	135	14	271	420	1	421
Native Hawaiian or Other Pacific Islander	1	0	2	3	0	3
White	773	105	2,492	3,370	37	3,407
Two or more races	57	9	125	191	0	191
Race and ethnicity unknown	22	3	68	93	0	93
<b>Total men</b>	<b>1,100</b>	<b>146</b>	<b>3,250</b>	<b>4,496</b>	<b>40</b>	<b>4,536</b>
Total men prior year	1,090	174	3,676	4,940	57	4,997

**Women**

Enrolled for <u>credit</u>	Degree/certificate-seeking			Total degree/certificate-seeking	Non-degree/ non-certificate-seeking	Total, Full-time undergraduate students
	First-time	Non-first-time				
		Transfer-in	Continuing/ Returning			
U.S. Nonresident	10	1	46	57	1	58
Hispanic/Latino	43	6	102	151	3	154
American Indian or Alaska Native	0	1	3	4	0	4
Asian	43	4	111	158	1	159
Black or African American	164	23	376	563	2	565
Native Hawaiian or Other Pacific Islander	0	1	1	2	0	2
White	621	108	2,086	2,815	33	2,848
Two or more races	69	12	132	213	3	216
Race and ethnicity unknown	14	3	40	57	2	59
<b>Total women</b>	<b>964</b>	<b>159</b>	<b>2,897</b>	<b>4,020</b>	<b>45</b>	<b>4,065</b>
Total women prior year	1,023	155	3,149	4,327	87	4,414

<b>Grand total (men+women)</b>	<b>2,064</b>	<b>305</b>	<b>6,147</b>	<b>8,516</b>	<b>85</b>	<b>8,601</b>
Grand total (men+women) prior year	2,113	329	6,825	9,267	144	9,411

Institution: University of Akron Main Campus (200800)

Part A - Fall Enrollment for Full-Time Undergraduate Students: CIP CODE:13.0000

Enrollment as of the institution's official fall reporting date or as of October 15, 2022

CIP CODE: 13.0000 – Education

Full-time undergraduate students

- Report Hispanic/Latino individuals of any race as Hispanic/Latino
- Report race for non-Hispanic/Latino individuals only

**Men**

Enrolled for <u>credit</u>	Degree/certificate-seeking			Total degree/certificate-seeking	Non-degree/ non-certificate-seeking	Total, Full-time <u>undergraduate</u> students
	First-time	Non-first-time				
		Transfer-in	Continuing/ Returning			
U.S. Nonresident	1		1	2		2
Hispanic/Latino	1		7	8		8
American Indian or Alaska Native				0		0
Asian	1		2	3		3
Black or African American	5	1	15	21		21
Native Hawaiian or Other Pacific Islander				0		0
White	22	10	122	154		154
Two or more races	3		13	16		16
Race and ethnicity unknown			4	4		4
<b>Total men</b>	<b>33</b>	<b>11</b>	<b>164</b>	<b>208</b>	<b>0</b>	<b>208</b>

**Women**

Enrolled for <u>credit</u>	Degree/certificate-seeking			Total degree/certificate-seeking	Non-degree/ non-certificate-seeking	Total, Full-time <u>undergraduate</u> students
	First-time	Non-first-time				
		Transfer-in	Continuing/ Returning			
U.S. Nonresident				0		0
Hispanic/Latino	3		10	13		13
American Indian or Alaska Native				0		0
Asian			4	4		4
Black or African American	7	4	23	34		34
Native Hawaiian or Other Pacific Islander				0		0
White	69	13	315	397		397
Two or more races	11	1	16	28		28
Race and ethnicity unknown	1	1	5	7		7
<b>Total women</b>	<b>91</b>	<b>19</b>	<b>373</b>	<b>483</b>	<b>0</b>	<b>483</b>

<b>Grand total (men+women)</b>	<b>124</b>	<b>30</b>	<b>537</b>	<b>691</b>	<b>0</b>	<b>691</b>
Grand total (men+women) 2020-21	169	29	676	874	12	886

Institution: University of Akron Main Campus (200800)

Part A - Fall Enrollment for Full-Time Undergraduate Students: CIP CODE:14.0000

Enrollment as of the institution's **official fall reporting date** or as of **October 15, 2022**

CIP CODE: 14.0000 – Engineering

Full-time undergraduate students

- Report Hispanic/Latino individuals of any race as Hispanic/Latino
- Report race for non-Hispanic/Latino individuals only

**Men**

Enrolled for <u>credit</u>	Degree/certificate-seeking			Total degree/certificate-seeking	Non-degree/ non-certificate-seeking	Total, Full-time <u>undergraduate</u> students
	First-time	Non-first-time				
		Transfer-in	Continuing/ Returning			
U.S. Nonresident	5	1	20	26		26
Hispanic/Latino	12	4	18	34		34
American Indian or Alaska Native	1		1	2		2
Asian	14		17	31		31
Black or African American	22	2	28	52		52
Native Hawaiian or Other Pacific Islander			1	1		1
White	303	24	792	1,119		1,119
Two or more races	16	1	27	44		44
Race and ethnicity unknown	9	2	24	35		35
<b>Total men</b>	<b>382</b>	<b>34</b>	<b>928</b>	<b>1,344</b>	<b>0</b>	<b>1,344</b>

**Women**

Enrolled for <u>credit</u>	Degree/certificate-seeking			Total degree/certificate-seeking	Non-degree/ non-certificate-seeking	Total, Full-time <u>undergraduate</u> students
	First-time	Non-first-time				
		Transfer-in	Continuing/ Returning			
U.S. Nonresident	2		8	10		10
Hispanic/Latino	3	1	10	14		14
American Indian or Alaska Native				0		0
Asian	7		11	18		18
Black or African American	5	1	22	28		28
Native Hawaiian or Other Pacific Islander				0		0
White	76	7	234	317		317
Two or more races	6		15	21		21
Race and ethnicity unknown	1	1	5	7		7
<b>Total women</b>	<b>100</b>	<b>10</b>	<b>305</b>	<b>415</b>	<b>0</b>	<b>415</b>

<b>Grand total (men+women)</b>	<b>482</b>	<b>44</b>	<b>1,233</b>	<b>1,759</b>	<b>0</b>	<b>1,759</b>
Grand total (men+women) 2020-21	581	51	1,636	2,268	15	2,283

Institution: University of Akron Main Campus (200800)

Part A - Fall Enrollment for Full-Time Undergraduate Students: CIP CODE:26.0000

Enrollment as of the institution's **official fall reporting date** or as of **October 15, 2022**

CIP CODE: 26.0000 – Biological and Biomedical Sciences

Full-time undergraduate students

- Report Hispanic/Latino individuals of any race as Hispanic/Latino
- Report race for non-Hispanic/Latino individuals only

**Men**

Enrolled for <u>credit</u>	Degree/certificate-seeking			Total degree/certificate-seeking	Non-degree/ non-certificate-seeking	Total, Full-time <u>undergraduate</u> students
	First-time	Non-first-time				
		Transfer-in	Continuing/ Returning			
U.S. Nonresident	1		1	2		2
Hispanic/Latino	1		4	5		5
American Indian or Alaska Native				0		0
Asian	6		16	22		22
Black or African American	10	1	6	17		17
Native Hawaiian or Other Pacific Islander				0		0
White	25	3	75	103		103
Two or more races	4		5	9		9
Race and ethnicity unknown		1	3	4		4
<b>Total men</b>	<b>47</b>	<b>5</b>	<b>110</b>	<b>162</b>	<b>0</b>	<b>162</b>

**Women**

Enrolled for <u>credit</u>	Degree/certificate-seeking			Total degree/certificate-seeking	Non-degree/ non-certificate-seeking	Total, Full-time <u>undergraduate</u> students
	First-time	Non-first-time				
		Transfer-in	Continuing/ Returning			
U.S. Nonresident	1		1	2		2
Hispanic/Latino	2		6	8		8
American Indian or Alaska Native				0		0
Asian	9		13	22		22
Black or African American	15	1	24	40		40
Native Hawaiian or Other Pacific Islander				0		0
White	70	5	169	244		244
Two or more races	5	2	8	15		15
Race and ethnicity unknown	4		1	5		5
<b>Total women</b>	<b>106</b>	<b>8</b>	<b>222</b>	<b>336</b>	<b>0</b>	<b>336</b>

<b>Grand total (men+women)</b>	<b>153</b>	<b>13</b>	<b>332</b>	<b>498</b>	<b>0</b>	<b>498</b>
Grand total (men+women) 2020-21	187	17	413	617	2	619

Institution: University of Akron Main Campus (200800)

Part A - Fall Enrollment for Full-Time Undergraduate Students: CIP CODE:27.0000

Enrollment as of the institution's **official fall reporting date** or as of **October 15, 2022**

CIP CODE: 27.0000 – Mathematics and Statistics

Full-time undergraduate students

- Report Hispanic/Latino individuals of any race as Hispanic/Latino
- Report race for non-Hispanic/Latino individuals only

**Men**

Enrolled for <u>credit</u>	Degree/certificate-seeking			Total degree/certificate-seeking	Non-degree/ non-certificate-seeking	Total, Full-time <u>undergraduate</u> students
	First-time	Non-first-time				
		Transfer-in	Continuing/ Returning			
<u>U.S. Nonresident</u>	<input type="text"/>	<input type="text"/>	<input type="text"/>	0	<input type="text"/>	0
<u>Hispanic/Latino</u>	<input type="text"/>	<input type="text"/>	<input type="text"/>	0	<input type="text"/>	0
<u>American Indian or Alaska Native</u>	<input type="text"/>	<input type="text"/>	<input type="text"/>	0	<input type="text"/>	0
<u>Asian</u>	<input type="text"/>	<input type="text"/>	<input type="text"/>	0	<input type="text"/>	0
<u>Black or African American</u>	<input type="text"/>	<input type="text"/>	<input type="text" value="1"/>	1	<input type="text"/>	1
<u>Native Hawaiian or Other Pacific Islander</u>	<input type="text"/>	<input type="text"/>	<input type="text"/>	0	<input type="text"/>	0
<u>White</u>	<input type="text" value="9"/>	<input type="text" value="1"/>	<input type="text" value="24"/>	34	<input type="text"/>	34
Two or more races	<input type="text"/>	<input type="text"/>	<input type="text" value="1"/>	1	<input type="text"/>	1
<u>Race/ethnicity unknown</u>	<input type="text" value="1"/>	<input type="text"/>	<input type="text" value="1"/>	2	<input type="text"/>	2
<b>Total men</b>	<b>10</b>	<b>1</b>	<b>27</b>	<b>38</b>	<b>0</b>	<b>38</b>

**Women**

Enrolled for <u>credit</u>	Degree/certificate-seeking			Total degree/certificate-seeking	Non-degree/ non-certificate-seeking	Total, Full-time <u>undergraduate</u> students
	First-time	Non-first-time				
		Transfer-in	Continuing/ Returning			
<u>U.S. Nonresident</u>	<input type="text"/>	<input type="text"/>	<input type="text" value="2"/>	2	<input type="text"/>	2
<u>Hispanic/Latino</u>	<input type="text"/>	<input type="text"/>	<input type="text" value="1"/>	1	<input type="text"/>	1
<u>American Indian or Alaska Native</u>	<input type="text"/>	<input type="text"/>	<input type="text"/>	0	<input type="text"/>	0
<u>Asian</u>	<input type="text"/>	<input type="text"/>	<input type="text" value="2"/>	2	<input type="text"/>	2
<u>Black or African American</u>	<input type="text"/>	<input type="text"/>	<input type="text" value="2"/>	2	<input type="text"/>	2
<u>Native Hawaiian or Other Pacific Islander</u>	<input type="text"/>	<input type="text"/>	<input type="text"/>	0	<input type="text"/>	0
<u>White</u>	<input type="text" value="4"/>	<input type="text" value="1"/>	<input type="text" value="8"/>	13	<input type="text"/>	13
Two or more races	<input type="text"/>	<input type="text"/>	<input type="text" value="2"/>	2	<input type="text"/>	2
<u>Race/ethnicity unknown</u>	<input type="text"/>	<input type="text"/>	<input type="text"/>	0	<input type="text"/>	0
<b>Total women</b>	<b>4</b>	<b>1</b>	<b>17</b>	<b>22</b>	<b>0</b>	<b>22</b>

<b>Grand total (men+women)</b>	<b>14</b>	<b>2</b>	<b>44</b>	<b>60</b>	<b>0</b>	<b>60</b>
Grand total (men+women) 2020-21	13	4	62	79		79



Institution: University of Akron Main Campus (200800)

Part A - Fall Enrollment for Full-Time Undergraduate Students: CIP CODE:40.0000

Enrollment as of the institution's **official fall reporting date** or as of **October 15, 2022**

CIP CODE: 40.0000 – Physical Sciences

Full-time undergraduate students

- Report Hispanic/Latino individuals of any race as Hispanic/Latino
- Report race for non-Hispanic/Latino individuals only

**Men**

Enrolled for <u>credit</u>	Degree/certificate-seeking			Total degree/certificate-seeking	Non-degree/ non-certificate-seeking	Total, Full-time <u>undergraduate</u> students
	First-time	Non-first-time				
		Transfer-in	Continuing/ Returning			
U.S. Nonresident	<input type="text"/>	<input type="text"/>	<input type="text"/>	0	<input type="text"/>	0
Hispanic/Latino	<input type="text"/>	<input type="text"/>	<input type="text"/>	0	<input type="text"/>	0
American Indian or Alaska Native	<input type="text"/>	<input type="text"/>	<input type="text"/>	0	<input type="text"/>	0
Asian	<input type="text"/>	<input type="text"/>	<input type="text"/>	0	<input type="text"/>	0
Black or African American	<input type="text" value="1"/>	<input type="text"/>	<input type="text" value="1"/>	2	<input type="text"/>	2
Native Hawaiian or Other Pacific Islander	<input type="text"/>	<input type="text"/>	<input type="text"/>	0	<input type="text"/>	0
White	<input type="text" value="14"/>	<input type="text" value="3"/>	<input type="text" value="21"/>	38	<input type="text"/>	38
Two or more races	<input type="text"/>	<input type="text" value="1"/>	<input type="text" value="1"/>	2	<input type="text"/>	2
Race/ethnicity unknown	<input type="text"/>	<input type="text"/>	<input type="text"/>	0	<input type="text"/>	0
<b>Total men</b>	<b>15</b>	<b>4</b>	<b>23</b>	<b>42</b>	<b>0</b>	<b>42</b>

**Women**

Enrolled for <u>credit</u>	Degree/certificate-seeking			Total degree/certificate-seeking	Non-degree/ non-certificate-seeking	Total, Full-time <u>undergraduate</u> students
	First-time	Non-first-time				
		Transfer-in	Continuing/ Returning			
U.S. Nonresident	<input type="text"/>	<input type="text"/>	<input type="text"/>	0	<input type="text"/>	0
Hispanic/Latino	<input type="text"/>	<input type="text"/>	<input type="text"/>	0	<input type="text"/>	0
American Indian or Alaska Native	<input type="text"/>	<input type="text"/>	<input type="text"/>	0	<input type="text"/>	0
Asian	<input type="text"/>	<input type="text"/>	<input type="text" value="1"/>	1	<input type="text"/>	1
Black or African American	<input type="text"/>	<input type="text"/>	<input type="text"/>	0	<input type="text"/>	0
Native Hawaiian or Other Pacific Islander	<input type="text"/>	<input type="text"/>	<input type="text"/>	0	<input type="text"/>	0
White	<input type="text" value="10"/>	<input type="text" value="1"/>	<input type="text" value="34"/>	45	<input type="text"/>	45
Two or more races	<input type="text"/>	<input type="text" value="1"/>	<input type="text" value="3"/>	4	<input type="text"/>	4
Race/ethnicity unknown	<input type="text"/>	<input type="text"/>	<input type="text" value="1"/>	1	<input type="text"/>	1
<b>Total women</b>	<b>10</b>	<b>2</b>	<b>39</b>	<b>51</b>	<b>0</b>	<b>51</b>

<b>Grand total (men+women)</b>	<b>25</b>	<b>6</b>	<b>62</b>	<b>93</b>	<b>0</b>	<b>93</b>
Grand total (men+women) 2020-21	20	2	101	123		123

Institution: University of Akron Main Campus (200800)

Part A - Fall Enrollment for Full-Time Undergraduate Students: CIP CODE:52.0000

Enrollment as of the institution's **official fall reporting date** or as of **October 15, 2022**

CIP CODE: 52.0000 – Business, Management, Marketing and Related Support Services

Full-time undergraduate students

- Report Hispanic/Latino individuals of any race as Hispanic/Latino
- Report race for non-Hispanic/Latino individuals only

**Men**

Enrolled for <u>credit</u>	Degree/certificate-seeking			Total degree/certificate-seeking	Non-degree/ non-certificate-seeking	Total, <u>Full-time</u> <u>undergraduate</u> students
	First-time	Non-first-time				
		Transfer-in	Continuing/ Returning			
<u>U.S. Nonresident</u>	3		13	16		16
<u>Hispanic/Latino</u>	11	1	21	33		33
<u>American Indian or Alaska Native</u>			2	2		2
<u>Asian</u>	6		22	28		28
<u>Black or African American</u>	27	6	69	102		102
<u>Native Hawaiian or Other Pacific Islander</u>			1	1		1
<u>White</u>	112	25	431	568		568
Two or more races	13	3	19	35		35
<u>Race/ethnicity unknown</u>	5		9	14		14
<b>Total men</b>	<b>177</b>	<b>35</b>	<b>587</b>	<b>799</b>	<b>0</b>	<b>799</b>

**Women**

Enrolled for <u>credit</u>	Degree/certificate-seeking			Total degree/certificate-seeking	Non-degree/ non-certificate-seeking	Total, <u>Full-time</u> <u>undergraduate</u> students
	First-time	Non-first-time				
		Transfer-in	Continuing/ Returning			
<u>U.S. Nonresident</u>			9	9		9
<u>Hispanic/Latino</u>	5		15	20		20
<u>American Indian or Alaska Native</u>			1	1		1
<u>Asian</u>	7	1	12	20		20
<u>Black or African American</u>	20	2	52	74		74
<u>Native Hawaiian or Other Pacific Islander</u>		1		1		1
<u>White</u>	60	23	258	341		341
Two or more races	6	1	9	16		16
<u>Race/ethnicity unknown</u>	1		6	7		7
<b>Total women</b>	<b>99</b>	<b>28</b>	<b>362</b>	<b>489</b>	<b>0</b>	<b>489</b>

<b>Grand total (men+women)</b>	<b>276</b>	<b>63</b>	<b>949</b>	<b>1,288</b>	<b>0</b>	<b>1,288</b>
<b>Grand total (men+women) 2020-21</b>	<b>369</b>	<b>73</b>	<b>1,645</b>	<b>2,087</b>	<b>11</b>	<b>2,098</b>

Institution: University of Akron Main Campus (200800)

User ID: 39C0021

Part A - Fall Enrollment for Part-time Undergraduate Students

Enrollment as of the institution's **official fall reporting date** or as of **October 15, 2022**

Part-time Undergraduate Students

Reporting Reminders:

- Report Hispanic/Latino individuals of any race as Hispanic/Latino
- Report race for non-Hispanic/Latino individuals only
- Even though Teacher Preparation certificate programs may require a bachelor's degree for admission, they are considered subbaccalaureate undergraduate programs, and students in these programs are undergraduate students.

Men

Enrolled for <u>credit</u>	Degree/certificate-seeking			Total degree/certificate-seeking	Non-degree/ non-certificate-seeking	Total, <u>part-time</u> <u>undergraduate</u> students
	First-time	Non-first-time				
		Transfer-in	Continuing/ Returning			
<u>U.S. Nonresident</u>	2		4	6	1	7
<u>Hispanic/Latino</u>		2	23	25	13	38
<u>American Indian or Alaska Native</u>				0	1	1
<u>Asian</u>	1		46	47	20	67
<u>Black or African American</u>	3	4	95	102	14	116
<u>Native Hawaiian or Other Pacific Islander</u>			1	1		1
<u>White</u>	14	21	539	574	380	954
Two or more races	1	3	24	28	24	52
<u>Race and ethnicity unknown</u>		4	20	24	9	33
<b>Total men</b>	<b>21</b>	<b>34</b>	<b>752</b>	<b>807</b>	<b>462</b>	<b>1,269</b>
<b>Total men prior year</b>	<b>21</b>	<b>36</b>	<b>763</b>	<b>820</b>	<b>567</b>	<b>1,387</b>

Women

Enrolled for <u>credit</u>	Degree/certificate-seeking			Total degree/certificate-seeking	Non-degree/ non-certificate-seeking	Total, <u>part-time</u> <u>undergraduate</u> students
	First-time	Non-first-time				
		Transfer-in	Continuing/ Returning			
<u>U.S. Nonresident</u>			4	4	2	6
<u>Hispanic/Latino</u>	2	2	36	40	26	66
<u>American Indian or Alaska Native</u>			2	2		2
<u>Asian</u>	1		40	41	25	66
<u>Black or African American</u>	5	12	146	163	35	198
<u>Native Hawaiian or Other Pacific Islander</u>				0		0
<u>White</u>	13	29	432	474	546	1,020
Two or more races	2	1	28	31	24	55
<u>Race and ethnicity unknown</u>			26	26	19	45
<b>Total women</b>	<b>23</b>	<b>44</b>	<b>714</b>	<b>781</b>	<b>677</b>	<b>1,458</b>
<b>Total women prior year</b>	<b>29</b>	<b>38</b>	<b>657</b>	<b>724</b>	<b>732</b>	<b>1,456</b>

<b>Grand total (men+women)</b>	<b>44</b>	<b>78</b>	<b>1,466</b>	<b>1,588</b>	<b>1,139</b>	<b>2,727</b>
<b>Grand total (men+women) prior year</b>	<b>50</b>	<b>74</b>	<b>1,420</b>	<b>1,544</b>	<b>1,299</b>	<b>2,843</b>

Institution: University of Akron Main Campus (200800)

Part A - Fall Enrollment for Part-time Undergraduate Students: CIP CODE:13.0000

Enrollment as of the institution's official fall reporting date or as of October 15, 2022

CIP CODE: 13.0000 – Education

Part-time undergraduate students

- Report Hispanic/Latino individuals of any race as Hispanic/Latino
- Report race for non-Hispanic/Latino individuals only

**Men**

Enrolled for <u>credit</u>	<u>Degree/certificate-seeking</u>			Total degree/certificate-seeking	Non-degree/ non-certificate-seeking	Total, <u>part-time</u> <u>undergraduate</u> students
	<u>First-time</u>	<u>Non-first-time</u>				
		<u>Transfer-in</u>	<u>Continuing/ Returning</u>			
<u>U.S. Nonresident</u>	<input type="text"/>	<input type="text"/>	<input type="text"/>	0	<input type="text"/>	0
<u>Hispanic/Latino</u>	<input type="text"/>	<input type="text"/>	1	1	<input type="text"/>	1
<u>American Indian or Alaska Native</u>	<input type="text"/>	<input type="text"/>	<input type="text"/>	0	<input type="text"/>	0
<u>Asian</u>	<input type="text"/>	<input type="text"/>	<input type="text"/>	0	<input type="text"/>	0
<u>Black or African American</u>	<input type="text"/>	1	2	3	<input type="text"/>	3
<u>Native Hawaiian or Other Pacific Islander</u>	<input type="text"/>	<input type="text"/>	<input type="text"/>	0	<input type="text"/>	0
<u>White</u>	1	<input type="text"/>	13	14	<input type="text"/>	14
Two or more races	<input type="text"/>	<input type="text"/>	1	1	<input type="text"/>	1
<u>Race/ethnicity unknown</u>	<input type="text"/>	<input type="text"/>	<input type="text"/>	0	<input type="text"/>	0
<b>Total men</b>	<b>1</b>	<b>1</b>	<b>17</b>	<b>19</b>	<b>0</b>	<b>19</b>

**Women**

Enrolled for <u>credit</u>	<u>Degree/certificate-seeking</u>			Total degree/certificate-seeking	Non-degree/ non-certificate-seeking	Total, <u>part-time</u> <u>undergraduate</u> students
	<u>First-time</u>	<u>Non-first-time</u>				
		<u>Transfer-in</u>	<u>Continuing/ Returning</u>			
<u>U.S. Nonresident</u>	<input type="text"/>	<input type="text"/>	<input type="text"/>	0	<input type="text"/>	0
<u>Hispanic/Latino</u>	<input type="text"/>	<input type="text"/>	<input type="text"/>	0	<input type="text"/>	0
<u>American Indian or Alaska Native</u>	<input type="text"/>	<input type="text"/>	<input type="text"/>	0	<input type="text"/>	0
<u>Asian</u>	<input type="text"/>	<input type="text"/>	<input type="text"/>	0	<input type="text"/>	0
<u>Black or African American</u>	<input type="text"/>	<input type="text"/>	4	4	<input type="text"/>	4
<u>Native Hawaiian or Other Pacific Islander</u>	<input type="text"/>	<input type="text"/>	<input type="text"/>	0	<input type="text"/>	0
<u>White</u>	<input type="text"/>	4	20	24	1	25
Two or more races	<input type="text"/>	<input type="text"/>	3	3	<input type="text"/>	3
<u>Race/ethnicity unknown</u>	<input type="text"/>	<input type="text"/>	<input type="text"/>	0	<input type="text"/>	0
<b>Total women</b>	<b>0</b>	<b>4</b>	<b>27</b>	<b>31</b>	<b>1</b>	<b>32</b>

<b>Grand total (men+women)</b>	<b>1</b>	<b>5</b>	<b>44</b>	<b>50</b>	<b>1</b>	<b>51</b>
<b>Grand total (men+women) 2020-21</b>	<b>2</b>	<b>2</b>	<b>63</b>	<b>67</b>	<b>16</b>	<b>83</b>

Institution: University of Akron Main Campus (200800)

Part A - Fall Enrollment for Part-time Undergraduate Students: CIP CODE:14.0000

Enrollment as of the institution's **official fall reporting date** or as of **October 15, 2022**

CIP CODE: 14.0000 – Engineering

Part-time undergraduate students

- Report Hispanic/Latino individuals of any race as Hispanic/Latino
- Report race for non-Hispanic/Latino individuals only

**Men**

Enrolled for <u>credit</u>	<u>Degree/certificate-seeking</u>			Total degree/certificate-seeking	Non-degree/ non-certificate-seeking	Total, <u>part-time</u> <u>undergraduate</u> students
	<u>First-time</u>	<u>Non-first-time</u>				
		<u>Transfer-in</u>	<u>Continuing/ Returning</u>			
<u>U.S. Nonresident</u>	<input type="text" value="1"/>	<input type="text"/>	<input type="text"/>	1	<input type="text"/>	1
<u>Hispanic/Latino</u>	<input type="text"/>	<input type="text"/>	<input type="text" value="3"/>	3	<input type="text"/>	3
<u>American Indian or Alaska Native</u>	<input type="text"/>	<input type="text"/>	<input type="text"/>	0	<input type="text"/>	0
<u>Asian</u>	<input type="text"/>	<input type="text"/>	<input type="text" value="1"/>	1	<input type="text"/>	1
<u>Black or African American</u>	<input type="text"/>	<input type="text"/>	<input type="text" value="6"/>	6	<input type="text"/>	6
<u>Native Hawaiian or Other Pacific Islander</u>	<input type="text"/>	<input type="text"/>	<input type="text" value="1"/>	1	<input type="text"/>	1
<u>White</u>	<input type="text"/>	<input type="text" value="5"/>	<input type="text" value="89"/>	94	<input type="text" value="1"/>	95
Two or more races	<input type="text"/>	<input type="text" value="1"/>	<input type="text" value="4"/>	5	<input type="text"/>	5
<u>Race and ethnicity unknown</u>	<input type="text"/>	<input type="text"/>	<input type="text" value="2"/>	2	<input type="text"/>	2
<b>Total men</b>	<b>1</b>	<b>6</b>	<b>106</b>	<b>113</b>	<b>1</b>	<b>114</b>

**Women**

Enrolled for <u>credit</u>	<u>Degree/certificate-seeking</u>			Total degree/certificate-seeking	Non-degree/ non-certificate-seeking	Total, <u>part-time</u> <u>undergraduate</u> students
	<u>First-time</u>	<u>Non-first-time</u>				
		<u>Transfer-in</u>	<u>Continuing/ Returning</u>			
<u>U.S. Nonresident</u>	<input type="text"/>	<input type="text"/>	<input type="text"/>	0	<input type="text"/>	0
<u>Hispanic/Latino</u>	<input type="text"/>	<input type="text"/>	<input type="text" value="2"/>	2	<input type="text"/>	2
<u>American Indian or Alaska Native</u>	<input type="text"/>	<input type="text"/>	<input type="text"/>	0	<input type="text"/>	0
<u>Asian</u>	<input type="text"/>	<input type="text"/>	<input type="text"/>	0	<input type="text"/>	0
<u>Black or African American</u>	<input type="text"/>	<input type="text"/>	<input type="text" value="3"/>	3	<input type="text"/>	3
<u>Native Hawaiian or Other Pacific Islander</u>	<input type="text"/>	<input type="text"/>	<input type="text"/>	0	<input type="text"/>	0
<u>White</u>	<input type="text"/>	<input type="text" value="2"/>	<input type="text" value="19"/>	21	<input type="text"/>	21
Two or more races	<input type="text"/>	<input type="text"/>	<input type="text" value="4"/>	4	<input type="text"/>	4
<u>Race and ethnicity unknown</u>	<input type="text"/>	<input type="text"/>	<input type="text" value="2"/>	2	<input type="text"/>	2
<b>Total women</b>	<b>0</b>	<b>2</b>	<b>30</b>	<b>32</b>	<b>0</b>	<b>32</b>

<b>Grand total (men+women)</b>	<b>1</b>	<b>8</b>	<b>136</b>	<b>145</b>	<b>1</b>	<b>146</b>
<b>Grand total (men+women) 2020-21</b>	<b>5</b>	<b>11</b>	<b>161</b>	<b>177</b>	<b>19</b>	<b>196</b>

Institution: University of Akron Main Campus (200800)

Part A - Fall Enrollment for Part-time Undergraduate Students: CIP CODE:26.0000

Enrollment as of the institution's **official fall reporting date** or as of **October 15, 2022**

CIP CODE: 26.0000 – Biological and Biomedical Sciences

Part-time undergraduate students

- Report Hispanic/Latino individuals of any race as Hispanic/Latino
- Report race for non-Hispanic/Latino individuals only

**Men**

Enrolled for <u>credit</u>	<u>Degree/certificate-seeking</u>			Total degree/certificate-seeking	Non-degree/ non-certificate-seeking	Total, <u>part-time</u> <u>undergraduate</u> students
	<u>First-time</u>	<u>Non-first-time</u>				
		<u>Transfer-in</u>	<u>Continuing/ Returning</u>			
<u>U.S. Nonresident</u>	<input type="text"/>	<input type="text"/>	<input type="text" value="1"/>	1	<input type="text"/>	1
<u>Hispanic/Latino</u>	<input type="text"/>	<input type="text"/>	<input type="text" value="1"/>	1	<input type="text"/>	1
<u>American Indian or Alaska Native</u>	<input type="text"/>	<input type="text"/>	<input type="text"/>	0	<input type="text"/>	0
<u>Asian</u>	<input type="text"/>	<input type="text"/>	<input type="text" value="1"/>	1	<input type="text"/>	1
<u>Black or African American</u>	<input type="text"/>	<input type="text" value="2"/>	<input type="text"/>	2	<input type="text"/>	2
<u>Native Hawaiian or Other Pacific Islander</u>	<input type="text"/>	<input type="text"/>	<input type="text"/>	0	<input type="text"/>	0
<u>White</u>	<input type="text"/>	<input type="text"/>	<input type="text" value="11"/>	11	<input type="text"/>	11
Two or more races	<input type="text"/>	<input type="text"/>	<input type="text"/>	0	<input type="text"/>	0
<u>Race and ethnicity unknown</u>	<input type="text"/>	<input type="text" value="1"/>	<input type="text"/>	1	<input type="text"/>	1
<b>Total men</b>	<b>0</b>	<b>3</b>	<b>14</b>	<b>17</b>	<b>0</b>	<b>17</b>

**Women**

Enrolled for <u>credit</u>	<u>Degree/certificate-seeking</u>			Total degree/certificate-seeking	Non-degree/ non-certificate-seeking	Total, <u>part-time</u> <u>undergraduate</u> students
	<u>First-time</u>	<u>Non-first-time</u>				
		<u>Transfer-in</u>	<u>Continuing/ Returning</u>			
<u>U.S. Nonresident</u>	<input type="text"/>	<input type="text"/>	<input type="text"/>	0	<input type="text"/>	0
<u>Hispanic/Latino</u>	<input type="text"/>	<input type="text"/>	<input type="text"/>	0	<input type="text"/>	0
<u>American Indian or Alaska Native</u>	<input type="text"/>	<input type="text"/>	<input type="text"/>	0	<input type="text"/>	0
<u>Asian</u>	<input type="text"/>	<input type="text"/>	<input type="text" value="3"/>	3	<input type="text"/>	3
<u>Black or African American</u>	<input type="text" value="1"/>	<input type="text"/>	<input type="text" value="7"/>	8	<input type="text"/>	8
<u>Native Hawaiian or Other Pacific Islander</u>	<input type="text"/>	<input type="text"/>	<input type="text"/>	0	<input type="text"/>	0
<u>White</u>	<input type="text" value="1"/>	<input type="text" value="3"/>	<input type="text" value="20"/>	24	<input type="text"/>	24
Two or more races	<input type="text" value="1"/>	<input type="text" value="1"/>	<input type="text" value="3"/>	5	<input type="text"/>	5
<u>Race and ethnicity unknown</u>	<input type="text"/>	<input type="text"/>	<input type="text" value="1"/>	1	<input type="text"/>	1
<b>Total women</b>	<b>3</b>	<b>4</b>	<b>34</b>	<b>41</b>	<b>0</b>	<b>41</b>

<b>Grand total (men+women)</b>	<b>3</b>	<b>7</b>	<b>48</b>	<b>58</b>	<b>0</b>	<b>58</b>
<b>Grand total (men+women) 2020-21</b>	<b>3</b>	<b>2</b>	<b>40</b>	<b>45</b>	<b>5</b>	<b>50</b>

Institution: University of Akron Main Campus (200800)

Part A - Fall Enrollment for Part-time Undergraduate Students: CIP CODE:27.0000

Enrollment as of the institution's **official fall reporting date** or as of **October 15, 2022**

CIP CODE: 27.0000 – Mathematics and Statistics

Part-time undergraduate students

- Report Hispanic/Latino individuals of any race as Hispanic/Latino
- Report race for non-Hispanic/Latino individuals only

**Men**

Enrolled for <u>credit</u>	Degree/certificate-seeking			Total degree/certificate-seeking	Non-degree/ non-certificate-seeking	Total, <u>part-time</u> <u>undergraduate</u> students
	First-time	Non-first-time				
		Transfer-in	Continuing/ Returning			
<u>U.S. Nonresident</u>	<input type="text"/>	<input type="text"/>	<input type="text"/>	0	<input type="text"/>	0
<u>Hispanic/Latino</u>	<input type="text"/>	<input type="text"/>	<input type="text"/>	0	<input type="text"/>	0
<u>American Indian or Alaska Native</u>	<input type="text"/>	<input type="text"/>	<input type="text"/>	0	<input type="text"/>	0
<u>Asian</u>	<input type="text"/>	<input type="text"/>	<input type="text" value="2"/>	2	<input type="text"/>	2
<u>Black or African American</u>	<input type="text"/>	<input type="text"/>	<input type="text"/>	0	<input type="text"/>	0
<u>Native Hawaiian or Other Pacific Islander</u>	<input type="text"/>	<input type="text"/>	<input type="text"/>	0	<input type="text"/>	0
<u>White</u>	<input type="text"/>	<input type="text"/>	<input type="text" value="5"/>	5	<input type="text"/>	5
Two or more races	<input type="text"/>	<input type="text"/>	<input type="text"/>	0	<input type="text"/>	0
<u>Race/ethnicity unknown</u>	<input type="text"/>	<input type="text"/>	<input type="text"/>	0	<input type="text"/>	0
<b>Total men</b>	<b>0</b>	<b>0</b>	<b>7</b>	<b>7</b>	<b>0</b>	<b>7</b>

**Women**

Enrolled for <u>credit</u>	Degree/certificate-seeking			Total degree/certificate-seeking	Non-degree/ non-certificate-seeking	Total, <u>part-time</u> <u>undergraduate</u> students
	First-time	Non-first-time				
		Transfer-in	Continuing/ Returning			
<u>U.S. Nonresident</u>	<input type="text"/>	<input type="text"/>	<input type="text"/>	0	<input type="text"/>	0
<u>Hispanic/Latino</u>	<input type="text"/>	<input type="text"/>	<input type="text"/>	0	<input type="text"/>	0
<u>American Indian or Alaska Native</u>	<input type="text"/>	<input type="text"/>	<input type="text"/>	0	<input type="text"/>	0
<u>Asian</u>	<input type="text"/>	<input type="text"/>	<input type="text"/>	0	<input type="text"/>	0
<u>Black or African American</u>	<input type="text"/>	<input type="text"/>	<input type="text"/>	0	<input type="text"/>	0
<u>Native Hawaiian or Other Pacific Islander</u>	<input type="text"/>	<input type="text"/>	<input type="text"/>	0	<input type="text"/>	0
<u>White</u>	<input type="text"/>	<input type="text"/>	<input type="text" value="1"/>	1	<input type="text"/>	1
Two or more races	<input type="text"/>	<input type="text"/>	<input type="text"/>	0	<input type="text"/>	0
<u>Race/ethnicity unknown</u>	<input type="text"/>	<input type="text"/>	<input type="text"/>	0	<input type="text"/>	0
<b>Total women</b>	<b>0</b>	<b>0</b>	<b>1</b>	<b>1</b>	<b>0</b>	<b>1</b>

<b>Grand total (men+women)</b>	<b>0</b>	<b>0</b>	<b>8</b>	<b>8</b>	<b>0</b>	<b>8</b>
<b>Grand total (men+women) 2020-21</b>	<b>1</b>		<b>5</b>	<b>6</b>		<b>6</b>

Institution: University of Akron Main Campus (200800)

Part A - Fall Enrollment for Part-time Undergraduate Students: CIP CODE:40.0000

Enrollment as of the institution's **official fall reporting date** or as of **October 15, 2022**

CIP CODE: 40.0000 – Physical Sciences

Part-time undergraduate students

- Report Hispanic/Latino individuals of any race as Hispanic/Latino
- Report race for non-Hispanic/Latino individuals only

**Men**

Enrolled for <u>credit</u>	Degree/certificate-seeking			Total degree/certificate-seeking	Non-degree/ non-certificate-seeking	Total, <u>part-time</u> <u>undergraduate</u> students
	First-time	Non-first-time				
		Transfer-in	Continuing/ Returning			
<u>U.S. Nonresident</u>	<input type="text"/>	<input type="text"/>	<input type="text"/>	0	<input type="text"/>	0
<u>Hispanic/Latino</u>	<input type="text"/>	<input type="text"/>	<input type="text"/>	0	<input type="text"/>	0
<u>American Indian or Alaska Native</u>	<input type="text"/>	<input type="text"/>	<input type="text"/>	0	<input type="text"/>	0
<u>Asian</u>	<input type="text"/>	<input type="text"/>	<input type="text"/>	0	<input type="text"/>	0
<u>Black or African American</u>	<input type="text"/>	<input type="text"/>	<input type="text"/>	0	<input type="text"/>	0
<u>Native Hawaiian or Other Pacific Islander</u>	<input type="text"/>	<input type="text"/>	<input type="text"/>	0	<input type="text"/>	0
<u>White</u>	<input type="text" value="1"/>	<input type="text"/>	<input type="text" value="13"/>	14	<input type="text"/>	14
Two or more races	<input type="text"/>	<input type="text"/>	<input type="text" value="1"/>	1	<input type="text"/>	1
<u>Race and ethnicity unknown</u>	<input type="text"/>	<input type="text"/>	<input type="text"/>	0	<input type="text"/>	0
<b>Total men</b>	<b>1</b>	<b>0</b>	<b>14</b>	<b>15</b>	<b>0</b>	<b>15</b>

**Women**

Enrolled for <u>credit</u>	Degree/certificate-seeking			Total degree/certificate-seeking	Non-degree/ non-certificate-seeking	Total, <u>part-time</u> <u>undergraduate</u> students
	First-time	Non-first-time				
		Transfer-in	Continuing/ Returning			
<u>U.S. Nonresident</u>	<input type="text"/>	<input type="text"/>	<input type="text"/>	0	<input type="text"/>	0
<u>Hispanic/Latino</u>	<input type="text"/>	<input type="text"/>	<input type="text"/>	0	<input type="text"/>	0
<u>American Indian or Alaska Native</u>	<input type="text"/>	<input type="text"/>	<input type="text"/>	0	<input type="text"/>	0
<u>Asian</u>	<input type="text"/>	<input type="text"/>	<input type="text"/>	0	<input type="text"/>	0
<u>Black or African American</u>	<input type="text"/>	<input type="text"/>	<input type="text" value="1"/>	1	<input type="text"/>	1
<u>Native Hawaiian or Other Pacific Islander</u>	<input type="text"/>	<input type="text"/>	<input type="text"/>	0	<input type="text"/>	0
<u>White</u>	<input type="text"/>	<input type="text"/>	<input type="text" value="7"/>	7	<input type="text"/>	7
Two or more races	<input type="text"/>	<input type="text"/>	<input type="text"/>	0	<input type="text"/>	0
<u>Race and ethnicity unknown</u>	<input type="text"/>	<input type="text"/>	<input type="text"/>	0	<input type="text"/>	0
<b>Total women</b>	<b>0</b>	<b>0</b>	<b>8</b>	<b>8</b>	<b>0</b>	<b>8</b>

<b>Grand total (men+women)</b>	<b>1</b>	<b>0</b>	<b>22</b>	<b>23</b>	<b>0</b>	<b>23</b>
Grand total (men+women) 2020-21	1		20	21	2	23



Institution: University of Akron Main Campus (200800)

Part A - Fall Enrollment for Part-time Undergraduate Students: CIP CODE:52.0000

Enrollment as of the institution's **official fall reporting date** or as of **October 15, 2022**

CIP CODE: 52.0000 – Business, Management, Marketing and Related Support Services

Part-time undergraduate students

- Report Hispanic/Latino individuals of any race as Hispanic/Latino
- Report race for non-Hispanic/Latino individuals only

**Men**

Enrolled for <u>credit</u>	Degree/certificate-seeking			Total degree/certificate-seeking	Non-degree/ non-certificate-seeking	Total, <u>part-time</u> <u>undergraduate</u> students
	First-time	Non-first-time				
		Transfer-in	Continuing/ Returning			
<u>U.S. Nonresident</u>	<input type="text"/>	<input type="text"/>	<input type="text"/>	0	<input type="text"/>	0
<u>Hispanic/Latino</u>	<input type="text"/>	<input type="text"/>	2	2	<input type="text"/>	2
<u>American Indian or Alaska Native</u>	<input type="text"/>	<input type="text"/>	<input type="text"/>	0	<input type="text"/>	0
<u>Asian</u>	<input type="text"/>	<input type="text"/>	3	3	<input type="text"/>	3
<u>Black or African American</u>	<input type="text"/>	1	8	9	1	10
<u>Native Hawaiian or Other Pacific Islander</u>	<input type="text"/>	<input type="text"/>	<input type="text"/>	0	<input type="text"/>	0
<u>White</u>	1	4	51	56	<input type="text"/>	56
Two or more races	<input type="text"/>	<input type="text"/>	4	4	<input type="text"/>	4
<u>Race and ethnicity unknown</u>	<input type="text"/>	2	2	4	<input type="text"/>	4
<b>Total men</b>	<b>1</b>	<b>7</b>	<b>70</b>	<b>78</b>	<b>1</b>	<b>79</b>

**Women**

Enrolled for <u>credit</u>	Degree/certificate-seeking			Total degree/certificate-seeking	Non-degree/ non-certificate-seeking	Total, <u>part-time</u> <u>undergraduate</u> students
	First-time	Non-first-time				
		Transfer-in	Continuing/ Returning			
<u>U.S. Nonresident</u>	<input type="text"/>	<input type="text"/>	<input type="text"/>	0	<input type="text"/>	0
<u>Hispanic/Latino</u>	<input type="text"/>	<input type="text"/>	3	3	<input type="text"/>	3
<u>American Indian or Alaska Native</u>	<input type="text"/>	<input type="text"/>	<input type="text"/>	0	<input type="text"/>	0
<u>Asian</u>	<input type="text"/>	<input type="text"/>	<input type="text"/>	0	<input type="text"/>	0
<u>Black or African American</u>	<input type="text"/>	1	17	18	<input type="text"/>	18
<u>Native Hawaiian or Other Pacific Islander</u>	<input type="text"/>	<input type="text"/>	<input type="text"/>	0	<input type="text"/>	0
<u>White</u>	<input type="text"/>	4	47	51	<input type="text"/>	51
Two or more races	<input type="text"/>	<input type="text"/>	1	1	<input type="text"/>	1
<u>Race and ethnicity unknown</u>	<input type="text"/>	<input type="text"/>	3	3	<input type="text"/>	3
<b>Total women</b>	<b>0</b>	<b>5</b>	<b>71</b>	<b>76</b>	<b>0</b>	<b>76</b>

<b>Grand total (men+women)</b>	<b>1</b>	<b>12</b>	<b>141</b>	<b>154</b>	<b>1</b>	<b>155</b>
Grand total (men+women) 2020-21	7	13	177	197	18	215

Institution: University of Akron Main Campus (200800)

User ID: 39C0021

## Part A - Fall Enrollment for Undergraduate Students Total

Enrollment as of the institution's **official fall reporting date** or as of **October 15, 2022**Undergraduate Students**Men**

Students enrolled for credit	Total full-time undergraduate students	Total part-time undergraduate students	Grand total, all undergraduate students
<u>U.S. Nonresident</u>	85	7	<b>92</b>
<u>Hispanic/Latino</u>	160	38	<b>198</b>
<u>American Indian or Alaska Native</u>	7	1	<b>8</b>
<u>Asian</u>	169	67	<b>236</b>
<u>Black or African American</u>	421	116	<b>537</b>
<u>Native Hawaiian or Other Pacific Islander</u>	3	1	<b>4</b>
<u>White</u>	3,407	954	<b>4,361</b>
Two or more races	191	52	<b>243</b>
<u>Race and ethnicity unknown</u>	93	33	<b>126</b>
<b>Total men</b>	<b>4,536</b>	<b>1,269</b>	<b>5,805</b>

**Women**

Students enrolled for credit	Total full-time students	Total part-time students	Grand total, all students
<u>U.S. Nonresident</u>	58	6	<b>64</b>
<u>Hispanic/Latino</u>	154	66	<b>220</b>
<u>American Indian or Alaska Native</u>	4	2	<b>6</b>
<u>Asian</u>	159	66	<b>225</b>
<u>Black or African American</u>	565	198	<b>763</b>
<u>Native Hawaiian or Other Pacific Islander</u>	2	0	<b>2</b>
<u>White</u>	2,848	1,020	<b>3,868</b>
Two or more races	216	55	<b>271</b>
<u>Race and ethnicity unknown</u>	59	45	<b>104</b>
<b>Total women</b>	<b>4,065</b>	<b>1,458</b>	<b>5,523</b>
<b>Grand Total (men+women)</b>	<b>8,601</b>	<b>2,727</b>	<b>11,328</b>

Institution: University of Akron Main Campus (200800)

## Part A - Fall Enrollment for Graduate Students

Enrollment as of the institution's **official fall reporting date** or as of **October 15, 2022**Graduate Students

## Race/Ethnicity Reporting Reminder:

- Report Hispanic/Latino individuals of any race as Hispanic/Latino
- Report race for non-Hispanic/Latino individuals only

## Graduate Student Reporting Reminder:

- Report all postbaccalaureate degree and certificate students as graduate students, including any doctor's-professional practice students (formerly first-professional)
- Even though Teacher Preparation certificate programs may require a bachelor's degree for admission, they are considered subbaccalaureate undergraduate programs, and students in these programs are undergraduate students.

**Men**

Enrolled for <u>credit</u>	Total <u>full-time</u>	Total <u>part-time</u>	Total graduate students
<u>U.S. Nonresident</u>	166	33	199
<u>Hispanic/Latino</u>	20	12	32
<u>American Indian or Alaska Native</u>	1		1
<u>Asian</u>	14	12	26
<u>Black or African American</u>	25	21	46
<u>Native Hawaiian or Other Pacific Islander</u>	1		1
<u>White</u>	287	267	554
Two or more races	12	4	16
<u>Race and ethnicity unknown</u>	22	16	38
<b>Total men</b>	<b>548</b>	<b>365</b>	<b>913</b>
Total men prior year	606	361	967

**Women**

Enrolled for <u>credit</u>	Total <u>full-time</u>	Total <u>part-time</u>	Total graduate students
<u>U.S. Nonresident</u>	81	19	100
<u>Hispanic/Latino</u>	19	15	34
<u>American Indian or Alaska Native</u>			0
<u>Asian</u>	18	22	40
<u>Black or African American</u>	54	38	92
<u>Native Hawaiian or Other Pacific Islander</u>			0
<u>White</u>	461	431	892
Two or more races	18	15	33
<u>Race and ethnicity unknown</u>	18	20	38
<b>Total women</b>	<b>669</b>	<b>560</b>	<b>1,229</b>
Total women prior year	624	653	1,277

<b>Grand total (men+women)</b>	<b>1,217</b>	<b>925</b>	<b>2,142</b>
Grand total (men+women) prior year	1,230	1,014	2,244

Institution: University of Akron Main Campus (200800)

Part A - Fall Enrollment for Graduate Students: CIP CODE:13.0000

Enrollment as of the institution's **official fall reporting date** or as of **October 15, 2022**

CIP CODE: 13.0000 – Education

Graduate students

- Report Hispanic/Latino individuals of any race as Hispanic/Latino
- Report race for non-Hispanic/Latino individuals only
- Report all postbaccalaureate degree and certificate students as graduate students, including any doctor's-professional practice students (formerly first-professional)

**Men**

Students enrolled for <u>credit</u>	Total <u>full-time</u>	Total <u>part-time</u>	Total graduate students
<u>U.S. Nonresident</u>	<input type="text" value="1"/>	<input type="text"/>	1
<u>Hispanic/Latino</u>	<input type="text"/>	<input type="text" value="1"/>	1
<u>American Indian or Alaska Native</u>	<input type="text"/>	<input type="text"/>	0
<u>Asian</u>	<input type="text"/>	<input type="text"/>	0
<u>Black or African American</u>	<input type="text"/>	<input type="text" value="5"/>	5
<u>Native Hawaiian or Other Pacific Islander</u>	<input type="text"/>	<input type="text"/>	0
<u>White</u>	<input type="text" value="5"/>	<input type="text" value="16"/>	21
Two or more races	<input type="text"/>	<input type="text"/>	0
<u>Race and ethnicity unknown</u>	<input type="text" value="2"/>	<input type="text" value="2"/>	4
<b>Total men</b>	<b>8</b>	<b>24</b>	<b>32</b>

**Women**

Students enrolled for <u>credit</u>	Total <u>full-time</u>	Total <u>part-time</u>	Total graduate students
<u>U.S. Nonresident</u>	<input type="text"/>	<input type="text" value="1"/>	1
<u>Hispanic/Latino</u>	<input type="text"/>	<input type="text" value="2"/>	2
<u>American Indian or Alaska Native</u>	<input type="text"/>	<input type="text"/>	0
<u>Asian</u>	<input type="text"/>	<input type="text"/>	0
<u>Black or African American</u>	<input type="text" value="1"/>	<input type="text" value="7"/>	8
<u>Native Hawaiian or Other Pacific Islander</u>	<input type="text"/>	<input type="text"/>	0
<u>White</u>	<input type="text" value="18"/>	<input type="text" value="72"/>	90
Two or more races	<input type="text"/>	<input type="text" value="2"/>	2
<u>Race and ethnicity unknown</u>	<input type="text" value="2"/>	<input type="text"/>	2
<b>Total women</b>	<b>21</b>	<b>84</b>	<b>105</b>

<b>Grand total (men+women)</b>	<b>29</b>	<b>108</b>	<b>137</b>
Grand total (men+women) 2020-21	50	136	186

Institution: University of Akron Main Campus (200800)

Part A - Fall Enrollment for Graduate Students: CIP CODE:14.0000

Enrollment as of the institution's **official fall reporting date** or as of **October 15, 2022**

CIP CODE: 14.0000 – Engineering

Graduate students

- Report Hispanic/Latino individuals of any race as Hispanic/Latino
- Report race for non-Hispanic/Latino individuals only
- Report all postbaccalaureate degree and certificate students as graduate students, including any doctor's-professional practice students (formerly first-professional)

**Men**

Students enrolled for <u>credit</u>	Total <u>full-time</u>	Total <u>part-time</u>	Total graduate students
<u>U.S. Nonresident</u>	91	14	105
<u>Hispanic/Latino</u>		3	3
<u>American Indian or Alaska Native</u>			0
<u>Asian</u>	2	4	6
<u>Black or African American</u>	1		1
<u>Native Hawaiian or Other Pacific Islander</u>			0
<u>White</u>	24	26	50
Two or more races		1	1
<u>Race and ethnicity unknown</u>	1	2	3
<b>Total men</b>	<b>119</b>	<b>50</b>	<b>169</b>

**Women**

Students enrolled for <u>credit</u>	Total <u>full-time</u>	Total <u>part-time</u>	Total graduate students
<u>U.S. Nonresident</u>	25	3	28
<u>Hispanic/Latino</u>			0
<u>American Indian or Alaska Native</u>			0
<u>Asian</u>			0
<u>Black or African American</u>	1		1
<u>Native Hawaiian or Other Pacific Islander</u>			0
<u>White</u>	8	4	12
Two or more races			0
<u>Race and ethnicity unknown</u>			0
<b>Total women</b>	<b>34</b>	<b>7</b>	<b>41</b>

<b>Grand total (men+women)</b>	<b>153</b>	<b>57</b>	<b>210</b>
Grand total (men+women) 2020-21	219	85	304

Institution: University of Akron Main Campus (200800)

Part A - Fall Enrollment for Graduate Students: CIP CODE:26.0000

Enrollment as of the institution's **official fall reporting date** or as of **October 15, 2022**

CIP CODE: 26.0000 – Biological and Biomedical Sciences

Graduate students

- Report Hispanic/Latino individuals of any race as Hispanic/Latino
- Report race for non-Hispanic/Latino individuals only
- Report all postbaccalaureate degree and certificate students as graduate students, including any doctor's-professional practice students (formerly first-professional)

**Men**

Students enrolled for <u>credit</u>	Total <u>full-time</u>	Total <u>part-time</u>	Total graduate students
<u>U.S. Nonresident</u>	<input type="text" value="5"/>	<input type="text"/>	5
<u>Hispanic/Latino</u>	<input type="text" value="1"/>	<input type="text" value="1"/>	2
<u>American Indian or Alaska Native</u>	<input type="text"/>	<input type="text"/>	0
<u>Asian</u>	<input type="text"/>	<input type="text"/>	0
<u>Black or African American</u>	<input type="text" value="3"/>	<input type="text"/>	3
<u>Native Hawaiian or Other Pacific Islander</u>	<input type="text"/>	<input type="text"/>	0
<u>White</u>	<input type="text" value="12"/>	<input type="text" value="3"/>	15
Two or more races	<input type="text" value="1"/>	<input type="text"/>	1
<u>Race and ethnicity unknown</u>	<input type="text" value="1"/>	<input type="text" value="1"/>	2
<b>Total men</b>	<b>23</b>	<b>5</b>	<b>28</b>

**Women**

Students enrolled for <u>credit</u>	Total <u>full-time</u>	Total <u>part-time</u>	Total graduate students
<u>U.S. Nonresident</u>	<input type="text" value="6"/>	<input type="text"/>	6
<u>Hispanic/Latino</u>	<input type="text"/>	<input type="text"/>	0
<u>American Indian or Alaska Native</u>	<input type="text"/>	<input type="text"/>	0
<u>Asian</u>	<input type="text"/>	<input type="text"/>	0
<u>Black or African American</u>	<input type="text"/>	<input type="text"/>	0
<u>Native Hawaiian or Other Pacific Islander</u>	<input type="text"/>	<input type="text"/>	0
<u>White</u>	<input type="text" value="18"/>	<input type="text" value="3"/>	21
Two or more races	<input type="text"/>	<input type="text" value="2"/>	2
<u>Race and ethnicity unknown</u>	<input type="text"/>	<input type="text"/>	0
<b>Total women</b>	<b>24</b>	<b>5</b>	<b>29</b>

<b>Grand total (men+women)</b>	<b>47</b>	<b>10</b>	<b>57</b>
Grand total (men+women) 2020-21	59	19	78

Institution: University of Akron Main Campus (200800)

Part A - Fall Enrollment for Graduate Students: CIP CODE:27.0000

Enrollment as of the institution's **official fall reporting date** or as of **October 15, 2022**

CIP CODE: 27.0000 – Mathematics and Statistics

Graduate students

- Report Hispanic/Latino individuals of any race as Hispanic/Latino
- Report race for non-Hispanic/Latino individuals only
- Report all postbaccalaureate degree and certificate students as graduate students, including any doctor's-professional practice students (formerly first-professional)

**Men**

Students enrolled for <u>credit</u>	Total <u>full-time</u>	Total <u>part-time</u>	Total graduate students
<u>U.S. Nonresident</u>	<input type="text" value="2"/>	<input type="text"/>	2
<u>Hispanic/Latino</u>	<input type="text"/>	<input type="text"/>	0
<u>American Indian or Alaska Native</u>	<input type="text"/>	<input type="text"/>	0
<u>Asian</u>	<input type="text" value="1"/>	<input type="text"/>	1
<u>Black or African American</u>	<input type="text"/>	<input type="text" value="1"/>	1
<u>Native Hawaiian or Other Pacific Islander</u>	<input type="text"/>	<input type="text"/>	0
<u>White</u>	<input type="text" value="1"/>	<input type="text" value="3"/>	4
Two or more races	<input type="text"/>	<input type="text"/>	0
<u>Race/ethnicity unknown</u>	<input type="text"/>	<input type="text"/>	0
<b>Total men</b>	<b>4</b>	<b>4</b>	<b>8</b>

**Women**

Students enrolled for <u>credit</u>	Total <u>full-time</u>	Total <u>part-time</u>	Total graduate students
<u>U.S. Nonresident</u>	<input type="text"/>	<input type="text"/>	0
<u>Hispanic/Latino</u>	<input type="text"/>	<input type="text"/>	0
<u>American Indian or Alaska Native</u>	<input type="text"/>	<input type="text"/>	0
<u>Asian</u>	<input type="text"/>	<input type="text"/>	0
<u>Black or African American</u>	<input type="text" value="1"/>	<input type="text"/>	1
<u>Native Hawaiian or Other Pacific Islander</u>	<input type="text"/>	<input type="text"/>	0
<u>White</u>	<input type="text" value="2"/>	<input type="text" value="1"/>	3
Two or more races	<input type="text"/>	<input type="text"/>	0
<u>Race/ethnicity unknown</u>	<input type="text"/>	<input type="text"/>	0
<b>Total women</b>	<b>3</b>	<b>1</b>	<b>4</b>

<b>Grand total (men+women)</b>	<b>7</b>	<b>5</b>	<b>12</b>
Grand total (men+women) 2020-21	10	13	23

Institution: University of Akron Main Campus (200800)

Part A - Fall Enrollment for Graduate Students: CIP CODE:40.0000

Enrollment as of the institution's **official fall reporting date** or as of **October 15, 2022**

CIP CODE: 40.0000 – Physical Sciences

Graduate students

- Report Hispanic/Latino individuals of any race as Hispanic/Latino
- Report race for non-Hispanic/Latino individuals only
- Report all postbaccalaureate degree and certificate students as graduate students, including any doctor's-professional practice students (formerly first-professional)

**Men**

Students enrolled for <u>credit</u>	Total <u>full-time</u>	Total <u>part-time</u>	Total graduate students
<u>U.S. Nonresident</u>	48	5	53
<u>Hispanic/Latino</u>	1		1
<u>American Indian or Alaska Native</u>			0
<u>Asian</u>	2	1	3
<u>Black or African American</u>	1		1
<u>Native Hawaiian or Other Pacific Islander</u>			0
<u>White</u>	16	12	28
Two or more races			0
<u>Race and ethnicity unknown</u>	2		2
<b>Total men</b>	<b>70</b>	<b>18</b>	<b>88</b>

**Women**

Students enrolled for <u>credit</u>	Total <u>full-time</u>	Total <u>part-time</u>	Total graduate students
<u>U.S. Nonresident</u>	25	5	30
<u>Hispanic/Latino</u>	2		2
<u>American Indian or Alaska Native</u>			0
<u>Asian</u>	2		2
<u>Black or African American</u>			0
<u>Native Hawaiian or Other Pacific Islander</u>			0
<u>White</u>	6	3	9
Two or more races			0
<u>Race and ethnicity unknown</u>	1		1
<b>Total women</b>	<b>36</b>	<b>8</b>	<b>44</b>

<b>Grand total (men+women)</b>	<b>106</b>	<b>26</b>	<b>132</b>
Grand total (men+women) 2020-21	144	41	185



Institution: University of Akron Main Campus (200800)

Part A - Fall Enrollment for Graduate Students: CIP CODE:52.0000

Enrollment as of the institution's **official fall reporting date** or as of **October 15, 2022**

CIP CODE: 52.0000 – Business, Management, Marketing and Related Support Services

Graduate students

- Report Hispanic/Latino individuals of any race as Hispanic/Latino
- Report race for non-Hispanic/Latino individuals only
- Report all postbaccalaureate degree and certificate students as graduate students, including any doctor's-professional practice students (formerly first-professional)

**Men**

Students enrolled for <u>credit</u>	Total <u>full-time</u>	Total <u>part-time</u>	Total graduate students
<u>U.S. Nonresident</u>	5	4	9
<u>Hispanic/Latino</u>	2	3	5
<u>American Indian or Alaska Native</u>			0
<u>Asian</u>		4	4
<u>Black or African American</u>	4	4	8
<u>Native Hawaiian or Other Pacific Islander</u>			0
<u>White</u>	21	54	75
Two or more races	1		1
<u>Race and ethnicity unknown</u>	2	2	4
<b>Total men</b>	<b>35</b>	<b>71</b>	<b>106</b>

**Women**

Students enrolled for <u>credit</u>	Total <u>full-time</u>	Total <u>part-time</u>	Total graduate students
<u>U.S. Nonresident</u>	3	4	7
<u>Hispanic/Latino</u>		1	1
<u>American Indian or Alaska Native</u>			0
<u>Asian</u>	1	2	3
<u>Black or African American</u>	1	4	5
<u>Native Hawaiian or Other Pacific Islander</u>			0
<u>White</u>	26	33	59
Two or more races	3		3
<u>Race and ethnicity unknown</u>		3	3
<b>Total women</b>	<b>34</b>	<b>47</b>	<b>81</b>

<b>Grand total (men+women)</b>	<b>69</b>	<b>118</b>	<b>187</b>
Grand total (men+women) 2020-21	97	112	209

Institution: University of Akron Main Campus (200800)

Part A - Fall Enrollment for Graduate Students: CIP CODE:22.0101

Enrollment as of the institution's **official fall reporting date** or as of **October 15, 2022**

CIP CODE: 22.0101 – Law (LL.B., J.D.)

- Report Hispanic/Latino individuals of any race as Hispanic/Latino
- Report race for non-Hispanic/Latino individuals only

**Men**

Students enrolled for <u>credit</u>	Total <u>full-time</u>	Total <u>part-time</u>	Total
<u>U.S. Nonresident</u>	<input type="text" value=""/>	<input type="text" value="1"/>	1
<u>Hispanic/Latino</u>	<input type="text" value="9"/>	<input type="text" value="1"/>	10
<u>American Indian or Alaska Native</u>	<input type="text" value="1"/>	<input type="text" value=""/>	1
<u>Asian</u>	<input type="text" value="7"/>	<input type="text" value="1"/>	8
<u>Black or African American</u>	<input type="text" value="12"/>	<input type="text" value="1"/>	13
<u>Native Hawaiian or Other Pacific Islander</u>	<input type="text" value="1"/>	<input type="text" value=""/>	1
<u>White</u>	<input type="text" value="121"/>	<input type="text" value="41"/>	162
Two or more races	<input type="text" value="6"/>	<input type="text" value="1"/>	7
<u>Race and ethnicity unknown</u>	<input type="text" value="10"/>	<input type="text" value="5"/>	15
<b>Total men</b>	<b>167</b>	<b>51</b>	<b>218</b>

**Women**

Students enrolled for <u>credit</u>	Total <u>full-time</u>	Total <u>part-time</u>	Total
<u>U.S. Nonresident</u>	<input type="text" value="2"/>	<input type="text" value=""/>	2
<u>Hispanic/Latino</u>	<input type="text" value="8"/>	<input type="text" value="3"/>	11
<u>American Indian or Alaska Native</u>	<input type="text" value=""/>	<input type="text" value=""/>	0
<u>Asian</u>	<input type="text" value="4"/>	<input type="text" value="5"/>	9
<u>Black or African American</u>	<input type="text" value="13"/>	<input type="text" value="5"/>	18
<u>Native Hawaiian or Other Pacific Islander</u>	<input type="text" value=""/>	<input type="text" value=""/>	0
<u>White</u>	<input type="text" value="122"/>	<input type="text" value="49"/>	171
Two or more races	<input type="text" value="3"/>	<input type="text" value="5"/>	8
<u>Race and ethnicity unknown</u>	<input type="text" value="3"/>	<input type="text" value="5"/>	8
<b>Total women</b>	<b>155</b>	<b>72</b>	<b>227</b>

<b>Grand total (men+women)</b>	<b>322</b>	<b>123</b>	<b>445</b>
Grand total (men+women) 2020-21	312	114	426

Institution: University of Akron Main Campus (200800)

User ID: 39C0021

## Part A - Fall Enrollment - Summary - Grand Totals

## Fall Enrollment Summary

## Men

Students enrolled for credit	Total full-time students	Total part-time students	Grand total, all students
<u>U.S. Nonresident</u>	251	40	<b>291</b>
<u>Hispanic/Latino</u>	180	50	<b>230</b>
<u>American Indian or Alaska Native</u>	8	1	<b>9</b>
<u>Asian</u>	183	79	<b>262</b>
<u>Black or African American</u>	446	137	<b>583</b>
<u>Native Hawaiian or Other Pacific Islander</u>	4	1	<b>5</b>
<u>White</u>	3,694	1,221	<b>4,915</b>
Two or more races	203	56	<b>259</b>
<u>Race and ethnicity unknown</u>	115	49	<b>164</b>
<b>Total men</b>	<b>5,084</b>	<b>1,634</b>	<b>6,718</b>

## Women

Students enrolled for credit	Total full-time students	Total part-time students	Grand total, all students
<u>U.S. Nonresident</u>	139	25	<b>164</b>
<u>Hispanic/Latino</u>	173	81	<b>254</b>
<u>American Indian or Alaska Native</u>	4	2	<b>6</b>
<u>Asian</u>	177	88	<b>265</b>
<u>Black or African American</u>	619	236	<b>855</b>
<u>Native Hawaiian or Other Pacific Islander</u>	2	0	<b>2</b>
<u>White</u>	3,309	1,451	<b>4,760</b>
Two or more races	234	70	<b>304</b>
<u>Race and ethnicity unknown</u>	77	65	<b>142</b>
<b>Total women</b>	<b>4,734</b>	<b>2,018</b>	<b>6,752</b>
<b>Grand Total (men+women)</b>	<b>9,818</b>	<b>3,652</b>	<b>13,470</b>

Institution: University of Akron Main Campus (200800)

User ID: 39C0021

Part A - Fall Enrollment - Summary: CIP CODE:13.0000

**Fall Enrollment Totals**

CIP CODE: 13.0000 – Education

**Men**

Students enrolled for credit	Total full-time students	Total part-time students	Grand total, all students
<u>U.S. Nonresident</u>	3	0	3
<u>Hispanic/Latino</u>	8	2	10
<u>American Indian or Alaska Native</u>	0	0	0
<u>Asian</u>	3	0	3
<u>Black or African American</u>	21	8	29
<u>Native Hawaiian or Other Pacific Islander</u>	0	0	0
<u>White</u>	159	30	189
Two or more races	16	1	17
<u>Race and ethnicity unknown</u>	6	2	8
<b>Total men</b>	<b>216</b>	<b>43</b>	<b>259</b>

**Women**

Students enrolled for credit	Total full-time students	Total part-time students	Grand total, all students
<u>U.S. Nonresident</u>	0	1	1
<u>Hispanic/Latino</u>	13	2	15
<u>American Indian or Alaska Native</u>	0	0	0
<u>Asian</u>	4	0	4
<u>Black or African American</u>	35	11	46
<u>Native Hawaiian or Other Pacific Islander</u>	0	0	0
<u>White</u>	415	97	512
Two or more races	28	5	33
<u>Race and ethnicity unknown</u>	9	0	9
<b>Total women</b>	<b>504</b>	<b>116</b>	<b>620</b>
<b>Grand Total (men+women)</b>	<b>720</b>	<b>159</b>	<b>879</b>

Institution: University of Akron Main Campus (200800)

User ID: 39C0021

Part A - Fall Enrollment - Summary: CIP CODE:14.0000

**Fall Enrollment Totals**

CIP CODE: 14.0000 – Engineering

**Men**

Students enrolled for credit	Total full-time students	Total part-time students	Grand total, all students
<u>U.S. Nonresident</u>	117	15	132
<u>Hispanic/Latino</u>	34	6	40
<u>American Indian or Alaska Native</u>	2	0	2
<u>Asian</u>	33	5	38
<u>Black or African American</u>	53	6	59
<u>Native Hawaiian or Other Pacific Islander</u>	1	1	2
<u>White</u>	1,143	121	1,264
Two or more races	44	6	50
<u>Race and ethnicity unknown</u>	36	4	40
<b>Total men</b>	<b>1,463</b>	<b>164</b>	<b>1,627</b>

**Women**

Students enrolled for credit	Total full-time students	Total part-time students	Grand total, all students
<u>U.S. Nonresident</u>	35	3	38
<u>Hispanic/Latino</u>	14	2	16
<u>American Indian or Alaska Native</u>	0	0	0
<u>Asian</u>	18	0	18
<u>Black or African American</u>	29	3	32
<u>Native Hawaiian or Other Pacific Islander</u>	0	0	0
<u>White</u>	325	25	350
Two or more races	21	4	25
<u>Race and ethnicity unknown</u>	7	2	9
<b>Total women</b>	<b>449</b>	<b>39</b>	<b>488</b>
<b>Grand Total (men+women)</b>	<b>1,912</b>	<b>203</b>	<b>2,115</b>

Institution: University of Akron Main Campus (200800)

User ID: 39C0021

Part A - Fall Enrollment - Summary: CIP CODE:26.0000

**Fall Enrollment Totals**

CIP CODE: 26.0000 – Biological and Biomedical Sciences

**Men**

Students enrolled for credit	Total full-time students	Total part-time students	Grand total, all students
<u>U.S. Nonresident</u>	7	1	8
<u>Hispanic/Latino</u>	6	2	8
<u>American Indian or Alaska Native</u>	0	0	0
<u>Asian</u>	22	1	23
<u>Black or African American</u>	20	2	22
<u>Native Hawaiian or Other Pacific Islander</u>	0	0	0
<u>White</u>	115	14	129
Two or more races	10	0	10
<u>Race and ethnicity unknown</u>	5	2	7
<b>Total men</b>	<b>185</b>	<b>22</b>	<b>207</b>

**Women**

Students enrolled for credit	Total full-time students	Total part-time students	Grand total, all students
<u>U.S. Nonresident</u>	8	0	8
<u>Hispanic/Latino</u>	8	0	8
<u>American Indian or Alaska Native</u>	0	0	0
<u>Asian</u>	22	3	25
<u>Black or African American</u>	40	8	48
<u>Native Hawaiian or Other Pacific Islander</u>	0	0	0
<u>White</u>	262	27	289
Two or more races	15	7	22
<u>Race and ethnicity unknown</u>	5	1	6
<b>Total women</b>	<b>360</b>	<b>46</b>	<b>406</b>
<b>Grand Total (men+women)</b>	<b>545</b>	<b>68</b>	<b>613</b>

Institution: University of Akron Main Campus (200800)

User ID: 39C0021

Part A - Fall Enrollment - Summary: CIP CODE:27.0000

**Fall Enrollment Totals**

CIP CODE: 27.0000 – Mathematics and Statistics

**Men**

Students enrolled for credit	Total full-time students	Total part-time students	Grand total, all students
<u>U.S. Nonresident</u>	2	0	2
<u>Hispanic/Latino</u>	0	0	0
<u>American Indian or Alaska Native</u>	0	0	0
<u>Asian</u>	1	2	3
<u>Black or African American</u>	1	1	2
<u>Native Hawaiian or Other Pacific Islander</u>	0	0	0
<u>White</u>	35	8	43
Two or more races	1	0	1
<u>Race and ethnicity unknown</u>	2	0	2
<b>Total men</b>	<b>42</b>	<b>11</b>	<b>53</b>

**Women**

Students enrolled for credit	Total full-time students	Total part-time students	Grand total, all students
<u>U.S. Nonresident</u>	2	0	2
<u>Hispanic/Latino</u>	1	0	1
<u>American Indian or Alaska Native</u>	0	0	0
<u>Asian</u>	2	0	2
<u>Black or African American</u>	3	0	3
<u>Native Hawaiian or Other Pacific Islander</u>	0	0	0
<u>White</u>	15	2	17
Two or more races	2	0	2
<u>Race and ethnicity unknown</u>	0	0	0
<b>Total women</b>	<b>25</b>	<b>2</b>	<b>27</b>

<b>Grand Total (men+women)</b>	<b>67</b>	<b>13</b>	<b>80</b>
--------------------------------	-----------	-----------	-----------

Institution: University of Akron Main Campus (200800)

User ID: 39C0021

## Part A - Fall Enrollment - Summary: CIP CODE:40.0000

**Fall Enrollment Totals**

CIP CODE: 40.0000 -- Physical Sciences

**Men**

Students enrolled for credit	Total full-time students	Total part-time students	Grand total, all students
<u>U.S. Nonresident</u>	48	5	<b>53</b>
<u>Hispanic/Latino</u>	1	0	<b>1</b>
<u>American Indian or Alaska Native</u>	0	0	<b>0</b>
<u>Asian</u>	2	1	<b>3</b>
<u>Black or African American</u>	3	0	<b>3</b>
<u>Native Hawaiian or Other Pacific Islander</u>	0	0	<b>0</b>
<u>White</u>	54	26	<b>80</b>
Two or more races	2	1	<b>3</b>
<u>Race and ethnicity unknown</u>	2	0	<b>2</b>
<b>Total men</b>	<b>112</b>	<b>33</b>	<b>145</b>

**Women**

Students enrolled for credit	Total full-time students	Total part-time students	Grand total, all students
<u>U.S. Nonresident</u>	25	5	<b>30</b>
<u>Hispanic/Latino</u>	2	0	<b>2</b>
<u>American Indian or Alaska Native</u>	0	0	<b>0</b>
<u>Asian</u>	3	0	<b>3</b>
<u>Black or African American</u>	0	1	<b>1</b>
<u>Native Hawaiian or Other Pacific Islander</u>	0	0	<b>0</b>
<u>White</u>	51	10	<b>61</b>
Two or more races	4	0	<b>4</b>
<u>Race and ethnicity unknown</u>	2	0	<b>2</b>
<b>Total women</b>	<b>87</b>	<b>16</b>	<b>103</b>
<b>Grand Total (men+women)</b>	<b>199</b>	<b>49</b>	<b>248</b>



Institution: University of Akron Main Campus (200800)

User ID: 39C0021

Part A - Fall Enrollment - Summary: CIP CODE:52.0000

**Fall Enrollment Totals**

CIP CODE: 52.0000 – Business, Management, Marketing and Related Support Services

**Men**

Students enrolled for credit	Total full-time students	Total part-time students	Grand total, all students
<u>U.S. Nonresident</u>	21	4	25
<u>Hispanic/Latino</u>	35	5	40
<u>American Indian or Alaska Native</u>	2	0	2
<u>Asian</u>	28	7	35
<u>Black or African American</u>	106	14	120
<u>Native Hawaiian or Other Pacific Islander</u>	1	0	1
<u>White</u>	589	110	699
Two or more races	36	4	40
<u>Race and ethnicity unknown</u>	16	6	22
<b>Total men</b>	<b>834</b>	<b>150</b>	<b>984</b>

**Women**

Students enrolled for credit	Total full-time students	Total part-time students	Grand total, all students
<u>U.S. Nonresident</u>	12	4	16
<u>Hispanic/Latino</u>	20	4	24
<u>American Indian or Alaska Native</u>	1	0	1
<u>Asian</u>	21	2	23
<u>Black or African American</u>	75	22	97
<u>Native Hawaiian or Other Pacific Islander</u>	1	0	1
<u>White</u>	367	84	451
Two or more races	19	1	20
<u>Race and ethnicity unknown</u>	7	6	13
<b>Total women</b>	<b>523</b>	<b>123</b>	<b>646</b>
<b>Grand Total (men+women)</b>	<b>1,357</b>	<b>273</b>	<b>1,630</b>

Institution: University of Akron Main Campus (200800)

Part A - Fall Enrollment- Gender Unknown or another gender than Men/Women categories

**Part A - Fall Enrollment - Gender Unknown or another gender than Provided Categories**

- The 'gender unknown' category is to report students for whom the institution does not know a gender.
- Institutions should not ask students that do not select a binary gender to allocate themselves to a binary gender category; it is up to the institution to allocate unknown students and students that indicate another gender into the binary categories throughout the forms where required. One commonly used method to allocate students is to use the known portion of men to women.

Is your institution able to report another gender for the 2022-23 data collection? If you indicate 'No', your institution should leave the cells in the rows for 'Another gender' blank (i.e., do not report 0). If you indicate 'Yes', but no students identified as another gender, please enter '0'.

Undergraduate students:

- Yes
- No

Graduate students:

- Yes
- No

Of the total students reported, how many students did you allocate to a binary gender category (Men/Women) because their gender was unknown or another gender than the provided categories?

	Number of students	
	Undergraduate students	Graduate students
<b>Grand total</b>	<b>11,328</b>	<b>2,142</b>
Gender unknown (i.e., gender information is not known or not collected).	<input type="text" value="0"/>	<input type="text" value="0"/>
<b>Another gender</b> (i.e., gender information is known but does not fall into either of the mutually exclusive binary categories provided [Men/Women]).	<input type="text" value="0"/>	<input type="text" value="0"/>
<b>Total of Gender unknown + Another gender</b>	<b>0</b>	<b>0</b>
<b>Total of Students for whom gender is known and falls into one of the mutually exclusive binary categories provided [Men/Women]</b>	<b>11,328</b>	<b>2,142</b>


Institution: University of Akron Main Campus (200800)

User ID: 39C0021

Part A - Fall Enrollment by Distance Education Status

Enrollment as of the institution's official fall reporting date or as of October 15, 2022

	Undergraduate Students		Graduate Students
	Degree/certificate-seeking	Non-degree/non-certificate-seeking	
<b>i</b> Enrolled <i>exclusively</i> in <u>distance education courses</u>	736	351	399
Enrolled in <i>at least one</i> but not all distance education courses	6,098	223	672
<i>Not enrolled</i> in any distance education courses	3,270	650	1,071
<b>Total (from prior part A screens)</b>	<b>10,104</b>	<b>1,224</b>	<b>2,142</b>

 You may use the box below to provide additional context for the data you have reported above. Context notes will be posted on the College Navigator website. Therefore, you should write all context notes using proper grammar (e.g., complete sentences with punctuation) and common language that can be easily understood by students and parents (e.g., spell out acronyms).

Institution: University of Akron Main Campus (200800)

User ID: 39C0021

Part A - Fall Enrollment by Distance Education Status

Of those students *exclusively* enrolled in distance education courses, report the number that are:

		Undergraduate Students		Graduate Students
		Degree/certificate-seeking	Non-degree/non-certificate-seeking	
Located in	OH	680	342	331
Located in the U.S. but not in	OH	54	9	66
Located in the U.S. but state/jurisdiction unknown		1		
Located outside the U.S.		1		2
Location unknown/unreported		0	0	0
<b>Total students exclusively enrolled in distance education (from section above)</b>		<b>736</b>	<b>351</b>	<b>399</b>

Institution: University of Akron Main Campus (200800)

User ID: 39C0021

## Part B - Fall Enrollment by Age and Gender for Full-time Undergraduate Students

Enrollment as of the institution's **official fall reporting date** or as of **October 15, 2022**NOTE: These data are **optional** this year.

Age	Full-time Undergraduate Students	
	Men	Women
Under 18	64	107
18-19	1,479	1,435
20-21	1,661	1,478
22-24	1,076	792
25-29	171	125
30-34	45	64
35-39	19	37
40-49	16	23
50-64	5	4
65 and over		
Age unknown/unreported	0	0
<b>Total full-time undergraduate students (from part A)</b>	<b>4,536</b>	<b>4,065</b>

Institution: University of Akron Main Campus (200800)

User ID: 39C0021

Part B - Fall Enrollment by Age and Gender for Part-time Undergraduate Students

Enrollment as of the institution's **official fall reporting date** or as of **October 15, 2022**

NOTE: These data are **optional** this year.

Age	Part-time Undergraduate Students	
	Men	Women
Under 18	458	727
18-19	135	179
20-21	83	58
22-24	244	159
25-29	156	96
30-34	73	69
35-39	39	54
40-49	47	59
50-64	28	41
65 and over	6	16
Age unknown/unreported	0	0
<b>Total part-time undergraduate students (from part A)</b>	<b>1,269</b>	<b>1,458</b>

Institution: University of Akron Main Campus (200800)

Part B - Fall Enrollment by Age and Gender for Full-time Graduate Students

Enrollment as of the institution's **official fall reporting date** or as of **October 15, 2022**

NOTE: These data are **optional** this year.

Age	Full-time Graduate Students	
	Men	Women
Under 18	<input type="text"/>	<input type="text"/>
18-19	<input type="text"/>	<input type="text"/>
20-21	<input type="text" value="13"/>	<input type="text" value="24"/>
22-24	<input type="text" value="193"/>	<input type="text" value="280"/>
25-29	<input type="text" value="203"/>	<input type="text" value="222"/>
30-34	<input type="text" value="76"/>	<input type="text" value="65"/>
35-39	<input type="text" value="31"/>	<input type="text" value="34"/>
40-49	<input type="text" value="29"/>	<input type="text" value="29"/>
50-64	<input type="text" value="3"/>	<input type="text" value="14"/>
65 and over	<input type="text"/>	<input type="text" value="1"/>
Age unknown/unreported	0	0
<b>Total full-time graduate students (from part A)</b>	<b>548</b>	<b>669</b>

Institution: University of Akron Main Campus (200800)

User ID: 39C0021

Part B - Fall Enrollment by Age and Gender for Part-time Graduate Students

Enrollment as of the institution's **official fall reporting date** or as of **October 15, 2022**

NOTE: These data are **optional** this year.

Age	Part-time Graduate Students	
	Men	Women
Under 18	<input type="text"/>	<input type="text"/>
18-19	<input type="text"/>	<input type="text"/>
20-21	<input type="text" value="3"/>	<input type="text" value="4"/>
22-24	<input type="text" value="28"/>	<input type="text" value="66"/>
25-29	<input type="text" value="130"/>	<input type="text" value="180"/>
30-34	<input type="text" value="87"/>	<input type="text" value="94"/>
35-39	<input type="text" value="46"/>	<input type="text" value="73"/>
40-49	<input type="text" value="44"/>	<input type="text" value="99"/>
50-64	<input type="text" value="26"/>	<input type="text" value="40"/>
65 and over	<input type="text" value="1"/>	<input type="text" value="4"/>
Age unknown/unreported	0	0
<b>Total part-time graduate students (from part A)</b>	<b>365</b>	<b>560</b>




Institution: University of Akron Main Campus (200800)

Part C - Screening Question

Did any of your **first-time degree/certificate-seeking undergraduate** students (reported in Part A) enroll within 12 months of graduating high school or receiving their GED?

- No, we do not have any first-time students who enrolled within 12 months of their high school graduation.
- Yes, we have first-time students who enrolled within 12 months of their high school graduation.

 You may use the box below to provide additional context for the data you have reported above. Context notes will be posted on the College Navigator website. Therefore, you should write all context notes using proper grammar (e.g., complete sentences with punctuation) and common language that can be easily understood by students and parents (e.g., spell out acronyms).

Institution: University of Akron Main Campus (200800)

Part C - Residence of First-time Undergraduates

Enrollment as of the institution's **official fall reporting date** or as of **October 15, 2022**

Enter at least one zero, where applicable, to verify that the screen has not been skipped.

State of <u>residence</u> when student was first admitted	FIPS Code	<b>i</b> Total <u>first-time</u> degree/certificate-seeking undergraduates (1)	Of students in column 1, those who enrolled within 12 months of high school graduation or receiving their GED (2)
Alabama	01	<input type="text" value="2"/>	<input type="text" value="2"/>
Alaska	02	<input type="text"/>	<input type="text"/>
Arizona	04	<input type="text" value="1"/>	<input type="text" value="1"/>
Arkansas	05	<input type="text" value="1"/>	<input type="text" value="1"/>
California	06	<input type="text" value="3"/>	<input type="text" value="3"/>
Colorado	08	<input type="text"/>	<input type="text"/>
Connecticut	09	<input type="text" value="2"/>	<input type="text" value="2"/>
Delaware	10	<input type="text" value="2"/>	<input type="text" value="2"/>
District of Columbia	11	<input type="text"/>	<input type="text"/>
Florida	12	<input type="text" value="3"/>	<input type="text" value="3"/>
Georgia	13	<input type="text" value="2"/>	<input type="text" value="2"/>
Hawaii	15	<input type="text"/>	<input type="text"/>
Idaho	16	<input type="text"/>	<input type="text"/>
Illinois	17	<input type="text" value="8"/>	<input type="text" value="8"/>
Indiana	18	<input type="text" value="5"/>	<input type="text" value="5"/>
Iowa	19	<input type="text"/>	<input type="text"/>
Kansas	20	<input type="text" value="1"/>	<input type="text" value="1"/>
Kentucky	21	<input type="text" value="1"/>	<input type="text" value="1"/>
Louisiana	22	<input type="text"/>	<input type="text"/>
Maine	23	<input type="text"/>	<input type="text"/>

Institution: University of Akron Main Campus (200800)

User ID: 39C0021

Part C - Residence of First-time Undergraduates

Enrollment as of the institution's **official fall reporting date** or as of **October 15, 2022**

Enter at **least one** zero, where applicable, to verify that the screen has not been skipped.

State of <u>residence</u> when student was first admitted	FIPS Code	Total <u>first-time</u> degree/certificate-seeking undergraduates (1)	Of students in column 1, those who enrolled within 12 months of high school graduation or receiving their GED (2)
Maryland	24	<input type="text" value="7"/>	<input type="text" value="6"/>
Massachusetts	25	<input type="text" value="3"/>	<input type="text" value="2"/>
Michigan	26	<input type="text" value="4"/>	<input type="text" value="3"/>
Minnesota	27	<input type="text"/>	<input type="text"/>
Mississippi	28	<input type="text" value="1"/>	<input type="text" value="1"/>
Missouri	29	<input type="text" value="1"/>	<input type="text" value="1"/>
Montana	30	<input type="text"/>	<input type="text"/>
Nebraska	31	<input type="text" value="1"/>	<input type="text" value="1"/>
Nevada	32	<input type="text" value="1"/>	<input type="text" value="1"/>
New Hampshire	33	<input type="text"/>	<input type="text"/>
New Jersey	34	<input type="text" value="2"/>	<input type="text" value="2"/>
New Mexico	35	<input type="text"/>	<input type="text"/>
New York	36	<input type="text" value="14"/>	<input type="text" value="13"/>
North Carolina	37	<input type="text" value="1"/>	<input type="text" value="1"/>
North Dakota	38	<input type="text" value="1"/>	<input type="text" value="1"/>
Ohio	39	<input type="text" value="1,937"/>	<input type="text" value="1,792"/>
Oklahoma	40	<input type="text"/>	<input type="text"/>
Oregon	41	<input type="text" value="1"/>	<input type="text" value="1"/>
Pennsylvania	42	<input type="text" value="62"/>	<input type="text" value="57"/>
Rhode Island	44	<input type="text" value="1"/>	<input type="text" value="1"/>


Institution: University of Akron Main Campus (200800)

Part C - Residence of First-time Undergraduates

Enrollment as of the institution's **official fall reporting date** or as of **October 15, 2022**

Enter at least one zero, where applicable, to verify that the screen has not been skipped.

State of <u>residence</u> when student was first admitted	FIPS Code	Total <u>first-time</u> degree/certificate-seeking undergraduates (1)	Of students in column 1, those who enrolled within 12 months of high school graduation or receiving their GED (2)
South Carolina	45	<input type="text" value="2"/>	<input type="text" value="2"/>
South Dakota	46	<input type="text"/>	<input type="text"/>
Tennessee	47	<input type="text"/>	<input type="text"/>
Texas	48	<input type="text" value="5"/>	<input type="text" value="3"/>
Utah	49	<input type="text"/>	<input type="text"/>
Vermont	50	<input type="text"/>	<input type="text"/>
Virginia	51	<input type="text" value="4"/>	<input type="text" value="4"/>
Washington	53	<input type="text"/>	<input type="text"/>
West Virginia	54	<input type="text" value="4"/>	<input type="text" value="4"/>
Wisconsin	55	<input type="text" value="2"/>	<input type="text" value="2"/>
Wyoming	56	<input type="text"/>	<input type="text"/>
<u>State Unknown</u>	57	<input type="text"/>	<input type="text"/>
American Samoa	60	<input type="text"/>	<input type="text"/>
Federated States of Micronesia	64	<input type="text"/>	<input type="text"/>
Guam	66	<input type="text"/>	<input type="text"/>
Marshall Islands	68	<input type="text"/>	<input type="text"/>
Northern Marianas	69	<input type="text"/>	<input type="text"/>
Palau	70	<input type="text"/>	<input type="text"/>
Puerto Rico	72	<input type="text"/>	<input type="text"/>
Virgin Islands	78	<input type="text"/>	<input type="text"/>
Foreign Countries	90	<input type="text" value="12"/>	<input type="text" value="8"/>
Residence unknown/unreported	98	11	
<b>Total first-time degree/certificate-seeking undergraduates (from Part A)</b>		<b>2,108</b>	<b>1,937</b>

 You may use the box below to provide additional context for the data you have reported above. Context notes will be posted on the College Navigator website. Therefore, you should write all context notes using proper grammar (e.g., complete sentences with punctuation) and common language that can be easily understood by students and parents (e.g., spell out acronyms).

Institution: University of Akron Main Campus (200800)

User ID: 39C0021

## Part D - Total Undergraduate Entering Class

## Total Undergraduate Entering Class, Fall 2022

D1	Total full-time, first-time degree/certificate-seeking <u>undergraduates</u> from Part A (GR <u>cohort</u> )	2,064
D2	Total <u>first-time</u> degree/certificate-seeking undergraduates (full-time + part-time) from Part A	2,108
D3	Total <u>transfer-in (non-first-time entering)</u> , degree/certificate-seeking undergraduates (full-time + part-time) from Part A	383
D4	Total <u>non-degree/non-certificate-seeking</u> undergraduates (full-time + part-time) from Part A	1,224
D5	Of the total non-degree/non-certificate-seeking undergraduates displayed on line D4, <b>the number that are new to the institution in Fall 2022</b>	575
D6	Total <u>entering students</u> at the undergraduate level <b>Note:</b> This is calculated as first-time students (line D2) + students transferring to the institution (line D3) + non-degree/non-certificate-seeking undergraduates entering in Fall 2022 (line D5).	3,066
D7	Percentage of undergraduate entering class represented by your GR <u>cohort</u> (line D1/line D6)	67

Institution: University of Akron Main Campus (200800)

Part E - First-time Bachelor's Cohort Retention Rates (Full-time)

**Retention Rates - Full-time, First-time Bachelor's Cohort from Fall 2021**


Academic reporters determine the cohort and retention as of the institution's official fall reporting date or as of October 15. Program reporters determine the cohort with enrollment any time between August 1 and October 31, 2021 and retention based on August 1, 2022.

The retention rate is calculated by the system after clicking "Save" on the screen. Exclusions are subtracted from and inclusions are added to the original cohort and the resulting adjusted cohort is used for calculating the retention rate.

Retention Data Reporting Reminders:

- Include only **full-time, first-time bachelor's** students in this cohort.
- Determine the full-time cohort using Fall 2021 status (e.g., if a student was full-time in Fall 2021, report them in the full-time cohort regardless of their Fall 2022 status).
- If there are no students to report in the cohort, enter zero. Do not leave the field blank.
- Report in the exclusions box (line E2a) the number of students from the cohort who left the institution for any of the following reasons: died or were totally and permanently disabled; to serve in the armed forces (including those called to active duty); to serve with a foreign aid service of the Federal Government (e.g., Peace Corps); or to serve on official church missions.
- Report in the inclusion box (line E2b) first-time bachelor's-seeking study abroad students who were excluded from the first-time cohort (line E1) but who have re-enrolled at the institution their second year.

FULL-TIME, FIRST-TIME BACHELOR'S COHORT RETENTION:		Prior year data (Fall 2020 cohort)	
<b>E1</b>	Full-time, first-time Fall 2021 bachelor's cohort	2,113	2,286
<b>E2a</b>	<u>Exclusions</u> from the Fall 2021 cohort	1	0
<b>E2b</b>	Inclusion to the Fall 2021 cohort	0	0
<b>E3</b>	<b>Adjusted</b> Fall 2021 cohort (line E1- E2a + E2b)	2,112	2,286
<b>E4</b>	Students from Fall 2021 cohort <b>still enrolled</b> as of Fall 2022	1,432	1,578
<b>E5</b>	Full-time, first-time Fall 2021 bachelor's cohort retention rate (line E4 / line E3)	68 %	69 %

 The notes below provide context for the data you've reported above and **may** be posted on the College Navigator website.

Choose one option that best explains your data or choose "Not Applicable" if you do not wish to provide context notes. If none of the options provided explain your institution's data, then choose "Other" and write your own context notes. Therefore, you should write all context notes using proper grammar (e.g., complete sentences with punctuation) and common language that can be easily understood by students and parents (e.g., spell out acronyms).

Not Applicable ▼

Institution: University of Akron Main Campus (200800)

User ID: 39C0021

Part E - First-time Bachelor's Cohort Retention Rates (Part-time)

**Retention Rates - Part-time, First-time Bachelor's Cohort from Fall 2021**

Academic reporters determine the cohort and retention as of the institution's official fall reporting date or as of October 15. Program reporters determine the cohort with enrollment any time between August 1 and October 31, 2021 and retention based on August 1, 2022.

The retention rate is calculated by the system after clicking "Save" on the screen. Exclusions are subtracted from the original cohort and the resulting adjusted cohort is used for calculating the retention rate.

Retention Data Reporting Reminders:

- Include only **part-time, first-time bachelor's** students in this cohort.
- Determine part-time using Fall 2021 attendance status (e.g., if a student was part-time in Fall 2021, report them in the part-time cohort regardless of their Fall 2022 status).
- If there are no students to report in the cohort, enter zero. Do not leave the field blank.
- Report in the exclusions box (line E7a) the number of students from the cohort who left the institution for any of the following reasons: died or were totally and permanently disabled; to serve in the armed forces (including those called to active duty); to serve with a foreign aid service of the Federal Government (e.g., Peace Corps); or to serve on official church missions.
- Report in the inclusion box (line E7b) first-time bachelor's-seeking study abroad students who were excluded from the first-time cohort (line E6) but who have re-enrolled at the institution their second year.

PART-TIME, FIRST-TIME BACHELOR'S COHORT RETENTION:		Prior year data (Fall 2020 cohort)	
<b>E6</b>	Part-time, first-time Fall 2021 bachelor's cohort	<input type="text" value="50"/>	57
<b>E7a</b>	<u>Exclusions</u> from the Fall 2021 cohort	<input type="text" value="0"/>	0
<b>E7b</b>	Inclusions to the Fall 2021 cohort	<input type="text" value="0"/>	0
<b>E8</b>	<b>Adjusted</b> Fall 2021 cohort (line E6 - E7a + E7b)	<b>50</b>	<b>57</b>
<b>E9</b>	Students from Fall 2021 cohort <b>still enrolled</b> as of Fall 2022	<input type="text" value="20"/>	21
<b>E10</b>	Part-time, first-time Fall 2021 bachelor's cohort retention rate (line E9 / line E8)	<b>40</b> %	<b>37</b> %

 The notes below provide context for the data you've reported above and **may** be posted on the College Navigator website.

Choose one option that best explains your data or choose "Not Applicable" if you do not wish to provide context notes. If none of the options provided explain your institution's data, then choose "Other" and write your own context notes. Therefore, you should write all context notes using proper grammar (e.g., complete sentences with punctuation) and common language that can be easily understood by students and parents (e.g., spell out acronyms).

Institution: University of Akron Main Campus (200800)

Part F - Student-to-Faculty Ratio

**Student-to-Faculty Ratio**

Please provide your institution's student-to-faculty ratio (i.e., student-to-instructional staff) for undergraduate programs for Fall 2022. The student-to-faculty ratio and any accompanying context that is provided will be displayed on College Navigator.

Note: Logic in this item is similar to item I-2 from the Common Data Set data collection.


Click [here](#) to use a worksheet to help you determine the student-to-faculty ratio

Student-to-faculty ratio

to 1

Student-to-faculty ratio prior year

to 1

 You may use the box below to provide additional context for the data you have reported above. Context notes will be posted on the College Navigator website. Therefore, you should write all context notes using proper grammar (e.g., complete sentences with punctuation) and common language that can be easily understood by students and parents (e.g., spell out acronyms).



Institution: University of Akron Main Campus (200800)

User ID: 39C0021

Prepared by

Reporting Reminders:

- The name of the preparer is being collected so that we can follow up with the appropriate person in the event that there are questions concerning the data.
- The Keyholder will be copied on all email correspondence to other preparers.
- The time it took to prepare this component is being collected so that we can continue to improve our estimate of the reporting burden associated with IPEDS.
- Please include in your estimate the time it took for you to review instructions, query and search data sources, complete and review the component, and submit the data through the Data Collection System.
- Thank you for your assistance.

This survey component was prepared by:					
<input type="radio"/>	Keyholder	<input type="radio"/>	SFA Contact	<input type="radio"/>	HR Contact
<input type="radio"/>	Finance Contact	<input type="radio"/>	Academic Library Contact	<input type="radio"/>	Other
Name:	<input type="text" value="Md Azizul Islam"/>				
Email:	<input type="text" value="mislam@uakron.edu"/>				

How many staff from your institution only were involved in the data collection and reporting process of this survey component?

Number of Staff (including yourself)

How many hours did you and others from your institution only spend on each of the steps below when responding to this survey component?  
*Exclude the hours spent collecting data for state and other reporting purposes.*

Staff member	Collecting Data Needed	Revising Data to Match IPEDS Requirements	Entering Data	Revising and Locking Data
Your office	<input type="text"/> hours	<input type="text"/> hours	<input type="text"/> hours	<input type="text"/> hours
Other offices	<input type="text"/> hours	<input type="text"/> hours	<input type="text"/> hours	<input type="text"/> hours

Institution: University of Akron Main Campus (200800)

## Summary

**Fall Enrollment Survey Summary**

IPEDS collects important information regarding your institution. All data reported in IPEDS survey components become available in the IPEDS Data Center and appear as aggregated data in various Department of Education reports. Additionally, some of the reported data appears specifically for your institution through the College Navigator website and is included in your institution's Data Feedback Report (DFR). The purpose of this summary is to provide you an opportunity to view some of the data that, when accepted through the IPEDS quality control process, will appear on the College Navigator website and/or your DFR. College Navigator is updated approximately three months after the data collection period closes and Data Feedback Reports will be available through the [Data Center](#) and sent to your institution's CEO in November 2023.

Please review your data for accuracy. If you have questions about the data displayed below after reviewing the data reported on the survey screens, please contact the IPEDS Help Desk at: 1-877-225-2568 or [ipedshelp@rti.org](mailto:ipedshelp@rti.org).

## Four-Year Institutions with Graduate Students

Student Enrollment	
Total enrollment	13,470
Undergraduate enrollment	11,328
Undergraduate transfer-in enrollment	383
Graduate enrollment	2,142
Student-to-faculty ratio	16 to 1

Student Characteristics (All Students)	
Percent of all students who are female	50%
Percent of all students by race/ethnicity:	
American Indian or Alaska Native	0%
Asian	4%
Black or African American	11%
Hispanic/Latino	4%
Native Hawaiian or Pacific Islander	0%
White	72%
Two or More Races	4%
Race and ethnicity unknown	2%
U.S. Nonresident	3%

Undergraduate Student Characteristics	
Percent of undergraduates who are female	49%
Percent of undergraduates who are full-time	76%
Percent of undergraduates by race/ethnicity:	
American Indian or Alaska Native	0%
Asian	4%
Black or African American	11%
Hispanic/Latino	4%
Native Hawaiian or Pacific Islander	0%
White	73%
Two or More Races	5%
Race and ethnicity unknown	2%
U.S. Nonresident	1%

Undergraduate Retention and Graduation Rate Cohort	
First-time, full-time bachelor's seeking student retention rate	68%
First-time, part-time bachelor's seeking student retention rate	40%
Graduation rate cohort as percent of total entering students	67%

Graduate Student Characteristics	
Percent of graduate students who are female	57%
Percent of graduate students who are full-time	57%

Institution: University of Akron Main Campus (200800 )

User ID: 39C0021

Edit Report

Fall Enrollment

**There are no errors for the selected survey and institution.**